

Camera & Imaging Systems

PRODUCT LINEUP

2026 Spring

Corporate Profile

About us

Corporate name	CIS Corporation	
Location	539-5, Higashi Asakawa-machi, Hachioji-shi, Tokyo, 193-0834, JAPAN Tel +81-42-664-5535 (Head Quarters)	
Foundation	September 1 st , 1978	
President	Yusuke Muraoka	
ISO	ISO9001:2015 edition	ISO14001 (HQ only)

Corporate History

Sep. 1978	Founded CAFLO Corporation
Mar. 1991	Started manufacturing VCC camera series (CCD models)
Jan. 1992	Renamed to CIS Corporation
May. 1995	Acquired ISO9002 certification
Nov. 1995	First shipment of CE certified products
Jun. 1996	Started manufacturing digital cameras
May. 1998	Acquired ISO9001 certification
Dec. 2000	Acquired ISO14001 certification
Apr. 2002	Increased capital to 60 Million YEN
Nov. 2002	Acquired ISO9001 certification, year 2000 version
Aug. 2003	Certified as SONY Green Partner
Oct. 2004	Increased capital to 90 Million YEN
Oct. 2005	Established Software Development Center
Sep. 2007	Opened Hachioji Office
May. 2011	Opened Solution Development Center in Nakano, Japan
Mar. 2015	Reacquired ISO14001 certification
Mar. 2018	Acquired ISO9001 certification (year 2015 version) and ISO14001 certification (year 2015 version) from the third-party institution
Dec. 2020	Relocated Sales Div. and Engineering Div. to Takao

From Camera to Imaging Systems

Imaging System Solution

CIS has consistently pursued “small footprint”, “high speed”, and “high performance” in our product design and development. While maintaining these key product features, CIS is pursuing new technologies such as new sensors, new digital interface, hardware and software integration, and proprietary signal processing algorithm.

CIS offers total imaging solution to meet with customer’s various needs, by way of proposing optimal system architecture and the most suitable camera interface, electric and mechanical design, development of system software, and when applicable, development of image processing application software.

Expert Engineering Teams

We have in-house professional teams devoted to mechanical design, circuit design, FPGA logic development, system software development and algorithm development. From planning to design, entire engineering processes are handled within CIS.

We can provide one-stop-shop services for realizing your requirements in design, development and mass production of image processing systems and cameras.

Furthermore, we have started releasing unique, high image-quality color cameras incorporating Clairvu™, CIS’s proprietary image processing engine.

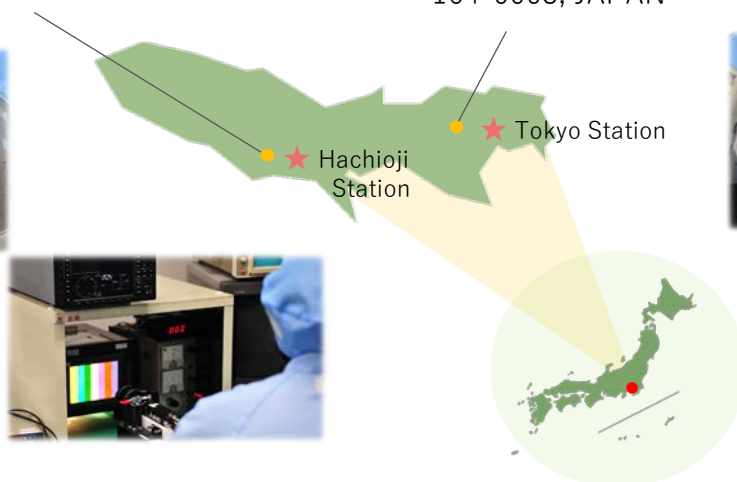
HQ • Factory

539-5, Higashi Asakawa-machi, Hachioji-shi, Tokyo, 193-0834, JAPAN



Solution Development Center R&D Center

2F 3F, 5-5-5, Tokumasu Bldg., Higashi Nakano, Nakano-ku, Tokyo, 164-0003, JAPAN



VGA

SXGA

2M



	VGA High speed	SXGA High speed	SXGA High speed	2M High speed
Interface	CXP3 × 1lane	CXP1-CXP3 × 1lane	CXP3 - CXP6 × 1lane	CXP1-CXP3 × 1lane
Model name (B/W) (Color)	VCC-VCXP5M VCC-VCXP5R	VCC-SXCXP3M VCC-SXCXP3R	VCC-SXCXP5M VCC-SXCXP5R	VCC-2CXP2M
Sensor	Pregius IMX287	PYTHON 1300	Pregius IMX273	PYTHON 2000
Sensor size	1/2.9 type CMOS	1/2 type CMOS	1/2.9 type CMOS	2/3 type CMOS
Unit cell size (μm)	6.9 μm × 6.9 μm	4.8 μm × 4.8 μm	3.45 μm × 3.45 μm	4.8 μm × 4.8 μm
Effective pixels (H) × (V)	720 × 540	1280 × 1024	1456 × 1088	1984 × 1264
Resolution	VGA	SXGA	SXGA	2M
Frame rate	583fps(at VGA), 523fps(CXP3 · 8bit), 437fps(CXP3 · 10bit), 320fps(CXP3 · 12bit)	168fps(CXP3 · 8bit)	276fps(8bit), 226fps(10bit), 165fps(12bit)	85fps(CXP3 · 8bit/10bit)
Pixel clock	74.25MHz	72MHz	74.25MHz	72MHz
Shutter	OFF~1/20,000s	OFF~1/10,000s	OFF~1/66,666s	OFF~1/5,000s
Lens mount	C mount	C mount	C mount	C mount
Dimensions (W) × (H) × (D)mm	29 × 29 × 29	29 × 29 × 29	29 × 29 × 29	29 × 29 × 29
Features	Connector: BNC, External trigger, Long distance transmission, ROI, H&V flip, Exposure, Gain, Gamma correction, Defective pixel correction, PoCXP	Connector: BNC, External trigger, Long distance transmission, ROI, Sub-sampling, Sequence control, Exposure, Gain, Shading correction, Defective pixel correction, PoCXP	Connector: BNC, External trigger, ROI, H&V flip, Exposure, Gain, Gamma correction, Shading correction, Defective pixel correction, PoCXP	Connector: BNC, External trigger, Long distance transmission, ROI, Sub-sampling, Exposure, Gain, Shading correction, Defective pixel correction, PoCXP

2M

5M



	2M High speed	5M High speed	5M High speed	5M High speed
Interface	CXP3 - CXP6 × 1lane	CXP1-CXP6 × 1lane	CXP3-CXP6 × 1lane/2lanes	CXP3/CXP6 × 1lane
Model name (B/W) (Color) (NIR)	VCC-2CXP6M VCC-2CXP6R	VCC-5CXP3M VCC-5CXP3R VCC-5CXP3NIR	VCC-5CXP4M VCC-5CXP4R	VCC-5CXP7M VCC-5CXP7R
Sensor	Pregius IMX422	PYTHON 5000	Pregius IMX250	Pregius S IMX547
Sensor size	1/1.7 type CMOS	1type CMOS	2/3 type CMOS	1/1.8 type CMOS
Unit cell size (μm)	4.5 μm × 4.5 μm	4.8 μm × 4.8 μm	3.45 μm × 3.45 μm	2.74 μm × 2.74 μm
Effective pixels (H) × (V)	1632 × 1248	2592 × 2048	2464 × 2056	2472 × 2064
Resolution	2M	5M	5M	5M
Frame rate	239fps(CXP6 · 8bit), 195fps(CXP6 · 10bit), 166fps(CXP6 · 12bit)	85fps(CXP6 · 8bit/CXP6 · 10bit), 43fps(CXP3 · 8bit/CXP3 · 10bit)	163fps(CXP6 · 8bit × 2lanes), 145fps(CXP6 · 10bit × 2lanes), 90fps(CXP6 · 12bit × 2lanes)	101fps(CXP6 · 8bit), 82fps(CXP6 · 10bit), 68fps(CXP6 · 12bit)
Pixel clock	74.25MHz	72MHz	74.25MHz	74.25MHz
Shutter	OFF~1/66,000s	OFF~1/10,000s	15 μs~200ms	91 μs~200ms
Lens mount	C mount	C mount	C mount	C mount
Dimensions (W) × (H) × (D)mm	29 × 29 × 55	29 × 29 × 55	55 × 55 × 30	29 × 29 × 55
Features	Connector: BNC, External trigger, Long distance transmission, ROI, 2 × 2 binning (B/W model only), Exposure, Gain, Gamma correction, Defective pixel correction, PoCXP	Connector: BNC, External trigger, Long distance transmission, ROI, Sub-sampling, Sequence control, Exposure, Gain, Shading correction, Defective pixel correction, PoCXP	Connector: BNC, External trigger, Long distance transmission, ROI, H&V flip, Exposure, Gain, Defective pixel correction, PoCXP/External power supply	Connector: BNC, External trigger, Long distance transmission, ROI, 2 × 2 binning (B/W model only), Exposure, Gain, Gamma correction, Shading correction, Defective pixel correction, PoCXP

5M

12M



	5M High speed	12M High speed	12M High speed
Interface	CXP6/12 × 1lane	CXP3-CXP6 × 1lane/2lanes	CXP6/12 × 1lane
Model name (B/W) (Color)	VCC-5CXP6M VCC-5CXP6R	VCC-12CXP4M VCC-12CXP4R	VCC-12CXP6M VCC-12CXP6R
Sensor	GMAX3405	Pregius IMX253	GMAX3412
Sensor size	2/3 type CMOS	1.1 type CMOS	1.1 type CMOS
Unit cell size (μm)	3.4 μm × 3.4 μm	3.45 μm × 3.45 μm	3.4 μm × 3.4 μm
Effective pixels (H) × (V)	2448 × 2048	4096 × 3000	4096 × 3072
Resolution	5M	12M	12M
Frame rate	218.5fps(CXP12 × 1lane 8bit) 171.7fps(10bit) 150.2fps(12bit)	65fps(CXP6 · 8bit/10bit × 2lanes), 32fps(CXP6 · 8bit/10bit × 1lane), 16fps(CXP3 · 8bit/10bit × 1lane)	92fps(CXP12 × 1lane 8bit) 71.6fps(10bit) 47.4fps(12bit)
Shutter	5 μs ~ 100ms	OFF ~ 1/51,000s	8 μs ~ 100ms
Lens mount	C mount	M42 mount	C mount
Dimensions (W) × (H) × (D)mm	29 × 29 × 29	55 × 55 × 30	47 × 47 × 31
Features	Connector : HD-BNC, External trigger, Long distance transmission, ROI, Binning, Gain, Defective pixel correction, PoCXP	Connector: BNC, External trigger, Long distance transmission, ROI, 2 × 2 binning (B/W model only), Exposure, Gain, Shading correction, Defective pixel correction, PoCXP	Connector : HD-BNC, External trigger, Long distance transmission, ROI, Binning, Gain, Defective pixel correction, PoCXP

20M

24M

25M



	20M High speed	24M Small size	25M High speed
Interface	CXP12 × 2lanes/1lane, CXP6 × 2lanes/1lane, CXP3 × 2lanes	CXP3/CXP6 × 1lane	CXP1-CXP6 × 4lanes
Model name (B/W) (Color) (NIR) (Binning)	VCC-20CXP6M VCC-20CXP6R	VCC-24CXP7M	VCC-25CXP1M VCC-25CXP1R VCC-25CXP1NIR VCC-25CXP1MBN
Sensor	Pregius S IMX531	Pregius S IMX540	PYTHON 25K
Sensor size	1.1 type CMOS	1.2 type CMOS	APS-H CMOS
Unit cell size (μm)	2.74 μm × 2.74 μm	2.74 μm × 2.74 μm	4.5 μm × 4.5 μm
Effective pixels (H) × (V)	4512 × 4512	5328 × 4608	5120 × 5120
Resolution	20M	24M	25M
Frame rate	79.6fps(CXP12 · 8bit × 2lanes)	21.9fps(CXP6 · 8bit), 17.6fps(CXP6 · 10bit), 14.7fps(CXP6 · 12bit)	82fps(CXP6 · 8bit), 65fps(CXP6 · 10bit), 40fps(CXP3 · 8bit), 34fps(CXP3 · 10bit)
Pixel clock	74.25MHz	74.25MHz	72MHz
Shutter	2.68 μs ~ 200ms	OFF ~ 1/83,333s	OFF ~ 1/30,000s
Lens mount	M48 mount	C mount	M48 mount
Dimensions (W) × (H) × (D)mm	65 × 65 × 93.3	29 × 29 × 55	65 × 65 × 65
Features	Connector: HD-BNC, External trigger, Long distance transmission, ROI, Binning, H&V flip, Gamma correction, Exposure, Gain, Shading correction, Defective pixel correction, PoCXP	Connector: BNC, External trigger, Long distance transmission, ROI, Flip, Gamma correction, Exposure, Gain, Shading correction, Defective pixel correction, PoCXP	Connector: DIN, External trigger, Long distance transmission, ROI, Sub-sampling, Binning (Binning model only), Sequence control, Exposure, Gain, Shading correction, Defective pixel correction, PoCXP

25M

120M

127M



Without heatsink



With heatsink



		25M Ultra-high speed		120M Ultra-high resolution	127M Ultra-high resolution
Interface		CXP6/12 × 4lanes/1lane		CXP3/6 × 4lanes, CXP6 × 2lanes	CXP6/12 × 1lane/2lanes
Model name	(B/W)	VCC-25CXPFSM-F		VCC-120CXP1M	VCC-127CXP6M
	(Color)	VCC-25CXPFSR-F		VCC-120CXP1R	VCC-127CXP6R
	(NIR)	VCC-25CXPFSNIR-F		VCC-25CXPFSM	VCC-127CXP6M
		VCC-25CXPFSR		VCC-25CXPFSR	VCC-127CXP6R
		VCC-25CXPFSNIR			
Sensor		GMAX0505		120MXSM	Pregius IMX661
Sensor size		1.1 type CMOS		APS-H CMOS	3.6 type CMOS
Unit cell size (μm)		2.5 μm × 2.5 μm		2.2 μm × 2.2 μm	3.45 μm × 3.45 μm
Effective pixels (H) × (V)		5120 × 5120		13264 × 9180	13408 × 9528
Resolution		25M		120M	127M
Frame rate		150fps(CXP12 × 4 · 8bit), 141fps(CXP12 × 4 · 10bit), 88fps(CXP6 × 4 · 8bit), 68fps(CXP6 × 4 · 10bit), 44fps(CXP12 × 1 · 8bit), 35fps(CXP12 × 1 · 10bit), 23fps(CXP6 × 1 · 8bit), 18fps(CXP6 × 1 · 10bit)		9.4fps(CXP3 · 8bit × 4lanes/ CXP6 · 8bit × 2lanes/ CXP6 · 8bit × 4lanes/ CXP6 · 10bit × 4lanes)	18.5fps(CXP12 · 8bit × 2lanes), 13.1fps(CXP12 · 10bit × 2lanes), 11.1fps(CXP12 · 12bit × 2lanes), 9.2fps(CXP12 · 8bit × 1lane)
Pixel clock		1152MHz		-	74.25MHz
Shutter		6 μs ~ 2s		OFF ~ 1/20,000s	22 μs ~ 15s
Lens mount		M48 mount		M48 mount	M72 mount
Dimensions (W) × (H) × (D)mm		65 × 125 × 93.3	65 × 65 × 93.3 ※Heat dissipation is necessary for this model without heatsink.	65 × 65 × 68	100 × 100 × 100
Features		Connector: HD-BNC, External trigger, Long distance transmission, ROI, Shading correction, Gamma correction, Exposure, Gain, Defective pixel correction, PoCXP/External power supply		Connector: DIN, External trigger, Long distance transmission, ROI, Exposure, Gain, Strobe out, Long time exposure, Shading correction, Defective pixel correction, PoCXP	Connector: Micro BNC, External trigger, ROI, 2 × 2 binning, Exposure, Gain, Gamma correction, Shading correction, Flat field correction, Defective pixel correction, PoCXP/External power supply, Cooling fan installed.

127M

250M

410M




		127M Ultra-high resolution	250M Ultra-high resolution	410M 超解像度
Interface		CXP6/12 × 1lane/2lanes	CXP6 × 4lanes	CXP6/12 × 4lanes
Model name	(B/W)	VCC-127CXP6MHS	VCC-250CXP1M	VCC-400CXP1M
	(Color)	VCC-127CXP6RHS	VCC-250CXP1R	VCC-400CXP1R
Sensor		Pregius IMX661	CANON LI8020SAM	CANON LI8030
Sensor size		3.6 type CMOS	APS-H CMOS	Full size 35mm CMOS
Unit cell size (μm)		3.45 μm × 3.45 μm	1.5 μm × 1.5 μm	1.5 μm × 1.5 μm
Effective pixels (H) × (V)		13408 × 9528	19568 × 12588	24592 × 16704
Resolution		127M	250M	410M
Frame rate		17.5fps(CXP12 · 8bit × 2lanes), 8.7fps(CXP12 · 8bit × 1lane)	5fps(CXP6 · 8bit/10bit), 3.2fps(CXP6 · 12bit)	8fps (CXP12x2lanes,10/8bit), 6.95fps (CXP12x4lanes,12bit), 5.56fps (CXP12x4lanes,14bit)
Pixel clock		74.25MHz	1152MHz	64Mhz
Shutter		7.24 μs ~ 15s	200 μs ~ 15s	12 μs ~ 15s
Lens mount		M72 mount	M48 mount	M58 mount
Dimensions (W) × (H) × (D)mm		100 × 100 × 80	100 × 100 × 94.9	100 × 100 × 100
Features		Connector : Micro BNC External trigger, ROI, 2 × 2 binning, Exposure, Gain, Gamma correction, Shading correction, Flat field correction, Defective pixel correction PoCXP/External power supply, Low latency Short Exposure	Connector: DIN, External trigger, Long distance transmission, ROI, Binning, Strobe pulse control, Exposure, Gain, Gamma correction, Shading correction, Defective pixel correction, PoCXP/External power supply Cooling fan installed.	Connector : HD-BNC, External trigger, Manual ROI, Binning, Gamma correction, Shading correction, Defective pixel correction, PoCXP/External power supply Cooling fan installed.

SWIR Cameras

SXGA



CIS SWIR camera, VCC-SXCXP1SW, can detect and inspect objects in the region of 400nm to 1,700nm wavelength spectrum.



	SXGA Visible+SWIR image sensor
Interface	CXP3 × 1lane
Model name	VCC-SXCXP1SW
Sensor	SenSWIR IMX990 (SWIR)
Sensor size	1/2 type
Unit cell size (μm)	5 μm × 5 μm
Effective pixels (H) × (V)	1296 × 1032
Resolution	SXGA
Frame rate	134.7fps(8bit), 125.3fps(10bit), 71.5fps(12bit)
Pixel clock	74.25MHz
Shutter	10 μs~200ms
Lens mount	C mount
Dimensions (W) × (H) × (D)mm	65 × 65 × 65
Features	Detection wavelength spectrum: 400nm~1700nm, Connector: BNC, External trigger, ROI, H&V flip, Lighting trigger control, Exposure, Gain, Defective pixel correction, PoCXP

3M

5M



	3.2M Visible+SWIR image sensor	5M Visible+SWIR image sensor
Interface	CXP6/12 × 1lane	CXP6/12 × 1lane
Model name	VCC-3CXP1SW	VCC-5CXP1SW
Sensor	SenSWIR IMX993	SenSWIR IMX992
Sensor size	1/1.8 type	1/1.4 type
Unit cell size(μm)	3.45 μm × 3.45 μm	3.45 μm × 3.45 μm
Effective pixels(H) × (V)	2080 × 1544	2592 × 2056
Resolution	3.2M	5.2M
Frame rate	173fps(8bit) 158.9fps(10bit) 93.2fps(12bit)	131fps(8bit) 120.9fps(10bit) 70.9fps(12bit)
Shutter	TBD ~1s	TBD~1s
Lens mount	C mount	C mount
Dimensions (W) × (H) × (D)mm	65 × 65 × 65	65 × 65 × 65
Features	Connector : HD-BNC, External trigger, ROI, Binning, High speed, SWIR Defective pixel correction, PoCXP	Connector : HD-BNC, External trigger, ROI, Binning, High speed, SWIR Defective pixel correction, PoCXP

CoF Cameras

10M

21M



	10M Ultra-high speed	21M Ultra-high speed
Interface	CoaXPress over Fiber QSFP28 × 1	CoaXPress over Fiber QSFP28 × 1
Model name (B/W) (Color)	VCC-10CoF2M	VCC-21CoF2M VCC-21CoF2R
Sensor	GSPRINT4510	GSPRINT4521
Sensor size	4/3 type CMOS	APS-H CMOS
Unit cell size (μm)	4.5 μm × 4.5 μm	4.5 μm × 4.5 μm
Effective pixels (H) × (V)	4608 × 2176	5120 × 4096
Resolution	10M	21M
Frame rate (TBD)	1098fps(8bit), 835fps(10bit), 481fps(12bit)	510fps(8bit), 410fps(10bit), 250fps(12bit)
Shutter (TBD)	1 μs~1s	4 μs~1s
Lens mount	TFL-II マウント	TFL-II mount
Dimensions (W) × (H) × (D)mm	80 × 80 × 150	80 × 80 × 150
Features	External trigger, ROI, 2 × 2 binning, H flip, Exposure, Gain, Gamma correction Shading correction, Defective pixel correction	External trigger, ROI, 2 × 2 binning, H flip, Exposure, Gain, Gamma correction Shading correction, Defective pixel correction

CoaXPress-over-Fiber (CoF)

As an extension of the CoaXPress specification, it supports transmission over optical fiber.

Pros of using CoF

◆ Transmit images with broad spectrum

Up to 5,000MB/s bandwidth from camera to host PC memory.

◆ Cable length

Cable length is not an issue as fiber connectivity is basically not limited in length. Therefore, cables can be routed freely according to customers' applications.

◆ Standardized by JIJA and IEEE

The wide variety of connectivity options for CoF has already been available from multiple companies. Therefore, customers can obtain cables which suit to their application easily at low cost.


MIPI A-Phy

5M



	5M Mono
Interface	MIPI A-Phy
Model name	VCC-5A1M
Sensor	IMX568
Sensor size	1/1.8 type
Unit cell size (μm)	2.74 μm × 2.74 μm
Effective pixels (H) × (V)	2448 × 2048
Resolution	5M
Frame rate	96.2fps
Shutter	TBD
Lens mount	NF Mount
Dimensions (W) × (H) × (D)mm	22 × 22 × 22
Features	PoC(Power over Coax), External trigger, ROI, Binning, 水平・垂直反転, Gain, High speed, Defective pixel correction

5.1M



	5.1M
Interface	SLVS-EC 2lanes
Model name (B/W) (Color)	DCC-5SLEC1M DCC-5SLEC1R
Sensor	IMX547
Sensor size	1/1.8type CMOS
Unit cell size (μm)	2.74 μm × 2.74 μm
Effective pixels (H) × (V)	2472 × 2064
Resolution	5.1M
Frame rate	122fps(8bit)
Shutter	TBD
Lens mount	C mount
Dimensions (W) × (H) × (D)mm	29 × 35 × 27
Features	SLVS-EC 2Lanes [CMOS Sensor Specifications] High speed, Global shutter, ROI, Binning, Subsampling

VGA



	VGA 1TAP, 2TAP, 3TAP	VGA 1TAP, 2TAP, 3TAP Pixel clock selectable	VGA High speed
Interface	PoCL · non-PoCL (Auto selection)	PoCL · non-PoCL (Auto selection)	PoCL
Model name (B/W) (Color)	VCC-VCL3M VCC-VCL3R	VCC-VCL5M VCC-VCL5R	VCC-GC20V41PCL VCC-FC20V49PCL
Sensor	PYTHON 300	Pregius IMX287	CMV2000
Sensor size	1/4 type CMOS	1/2.9 type CMOS	1/4 type CMOS
Unit cell size (μm)	4.8 μm × 4.8 μm	6.9 μm × 6.9 μm	5.5 μm × 5.5 μm
Effective pixels (H) × (V)	640 × 480	720 × 540	640 × 480
Resolution	VGA	VGA	VGA
Frame rate	Base: 538fps(3tap) 268fps(2tap) 134fps(1tap)	Base: 519fps(3tap)/578fps(3tap · at VGA) 317fps(2tap) 175fps(1tap)	Base: 502fps(2tap)
Pixel clock	72MHz · 36MHz (Selectable with 2TAP output)	74.25MHz · 64.969MHz · 37.125MHz (Selectable)	79.99MHz
Shutter	OFF~1/10,752s	OFF~1/50,000s	OFF~1/50,000s
Lens mount	C mount	C mount	C mount
Dimensions (W) × (H) × (D)mm	29 × 29 × 29	29 × 29 × 29	29 × 29 × 29
Features	External trigger, ROI, Sub-sampling, Gain, Defective pixel correction, Power auto selection ※ Baud rate needs to be specified when ordering.	External trigger, ROI, H&V flip, Cursor indication, Exposure, Gain, Shading correction, Defective pixel correction, Power auto selection	High speed 500fps, Low power consumption 1.6W External trigger, ROI, Gain

(Baud rate is selectable from 115,200bps and 9,600bps.)

SXGA



	SXGA 1TAP, 2TAP, 3TAP Pixel clock selectable	SXGA 1TAP, 2TAP, 3TAP Pixel clock selectable
Interface	PoCL · non-PoCL (Auto selection)	PoCL · non-PoCL (Auto selection)
Model name (B/W) (Color)	VCC-SXCL3M VCC-SXCL3R	VCC-SXCL5M VCC-SXCL5R
Sensor	PYTHON 1300	Pregius IMX273
Sensor size	1/2 type CMOS	1/2.9 type CMOS
Unit cell size (μm)	4.8 μm × 4.8 μm	3.45 μm × 3.45 μm
Effective pixels (H) × (V)	1280 × 1024	1440 × 1080
Resolution	SXGA	SXGA
Frame rate	Base: 152fps(3tap) 84fps(2tap) 42fps(1tap)	Base: 136fps(3tap) 91fps(2tap) 46fps(1tap)
Pixel clock	72MHz · 36MHz (Selectable with 2TAP output)	74.25MHz · 64.969MHz · 37.125MHz (Selectable)
Shutter	OFF~1/10,000s	OFF~1/50,000s
Lens mount	C mount	C mount
Dimensions (W) × (H) × (D)mm	29 × 29 × 29	29 × 29 × 29
Features	External trigger, ROI, Sub-sampling, Gain, Defective pixel correction, Power auto selection ※ Baud rate needs to be specified when ordering.	External trigger, ROI, 2 × 2 binning (B/W model only), H&V flip, Cursor indication, Exposure, Gain, Shading correction, Defective pixel correction, Power auto selection

(Baud rate is selectable from 115,200bps and 9,600bps.)

Camera Link

2M

3M

5M



	2M High speed	3M 1TAP, 2TAP, 3TAP	5M 1TAP, 2TAP, 3TAP
Interface	PoCL	PoCL · non-PoCL (Auto selection)	PoCL · non-PoCL (Auto selection)
Model name (B/W) (Color)	VCC-GC20U11PCL VCC-FC20U19PCL	VCC-3CL5M VCC-3CL5R	VCC-5CL5M VCC-5CL5R
Sensor	CMV2000	Pregius IMX265	Pregius IMX264
Sensor size	2/3 type CMOS	1/1.8 type CMOS	2/3 type CMOS
Unit cell size (μm)	5.5 μm × 5.5 μm	3.45 μm × 3.45 μm	3.45 μm × 3.45 μm
Effective pixels (H) × (V)	2048 × 1088	2064 × 1544	2448 × 2048
Resolution	2M	3M	5M
Frame rate	Base: 71fps(2tap)	Base: 56fps(3tap) 45fps(2tap) 23fps(1tap)	Base: 36fps(3tap) 29fps(2tap) 15fps(1tap)
Pixel clock	79.99MHz	74.25MHz	74.25MHz
Shutter	OFF~1/50,000s	OFF~1/50,000s	OFF~1/50,000s
Lens mount	C mount	C mount	C mount
Dimensions (W) × (H) × (D)mm	29 × 29 × 29	29 × 29 × 29	29 × 29 × 29
Features	External trigger, ROI, Gain, 8bit/10bit output	External trigger, ROI, Sub-sampling, Gain, Defective pixel correction, Power auto selection	External trigger, ROI, Sub-sampling, Gain, Defective pixel correction, Power auto selection Pixel clock selectable model VCC-5CL5M63 / R63 are also available.

5M

12M

25M



	5M High speed, Thin type	12M High speed, Thin type	25M High speed/Variou features
Interface	PoCL · non-PoCL (Selectable)	PoCL · non-PoCL (Selectable)	PoCL · non-PoCL (Selectable)
Model name (B/W) (Color)	VCC-5CL4M / VCC-5CL4MHS VCC-5CL4R / VCC-5CL4RHS	VCC-12CL4M VCC-12CL4R	VCC-25CL1M VCC-25CL1R
Sensor	Pregius IMX250	Pregius IMX253	PYTHON 25K
Sensor size	2/3 type CMOS	1.1 type CMOS	APS-H CMOS
Unit cell size (μm)	3.45 μm × 3.45 μm	3.45 μm × 3.45 μm	4.5 μm × 4.5 μm
Effective pixels (H) × (V)	2448 × 2048	4096 × 3000	5120 × 5120
Resolution	5M	12M	25M
Frame rate	Deca: 163fps(10tap)8bit HS model Deca: 114fps(8tap)10bit Full: 114fps(8tap)8bit Med: 57fps(4tap)8bit/10bit Base: 42fps(3tap)8bit Base: 28fps(2tap)8bit/10bit	Deca: 63fps(10tap)8bit 53fps(8tap)10bit Full: 53fps(8tap) Med: 27fps(4tap) Base: 13fps(2tap)	Deca: 32fps(10tap)8bit Full: 22/25fps(8tap)8bit Med: 11fps(4tap)8bit/10bit(B/W model only) Base: 5fps(2tap)8bit/10bit(B/W model only)
Pixel clock	74.25MHz / 84.86MHz (HS model)	84.86MHz	72MHz(8tap) / 85MHz(8 · 10tap)
Shutter	OFF~1/50,000s / OFF~1/60,000s (HS model)	OFF~1/51,000s	OFF~1/30,000s
Lens mount	M42 mount	M42 mount	M48 mount
Dimensions (W) × (H) × (D)mm	55 × 55 × 25	55 × 55 × 25	65 × 65 × 40.5
Features	External trigger, ROI, H&V Flip, Cursor indication, Exposure, Gain, Defective pixel correction	External trigger, ROI, H&V Flip, Cursor indication, Exposure, Gain, Defective pixel correction	External trigger, ROI, 2 × 2 binning(B/W model only), Sequence control, Exposure, Gain, Shading correction, Defective pixel correction

USB Camera

3M

5M

8M



	3.1M High Speed	5M High Speed	8.29M Color
Interface	USB 5Gbps	USB 10Gbps	USB 5Gbps
Model name (B/W) (Color)	VCC-3U051M VCC-3U051R	VCC-5U101M VCC-5U101R	VCC-8U051C / 8U101C
Sensor	IMX900	GMAX3405	IMX778
Sensor size	1/3.1 type CMOS	2/3 type CMOS	1/2.8 type CMOS
Unit cell size(μm)	2.25 μm × 2.25 μm	3.4 μm × 3.4 μm	1.45 μm × 1.45 μm
Effective pixels(H) × (V)	2048 × 1536	2448 × 2048	3840 × 2160
Resolution	3.1M	5M	8.29M
Frame rate	125.1fps(8bit) 117fps(10bit) 72fps(12bit)	187.1fps(8bit) 149.7fps(10bit) 124.9fps(12bit)	27fps (YC8bit) / 60fps (YC8bit)
Shutter	TBD	TBD	TBD
Lens mount	C mount	C mount	C mount
Dimensions (W) × (H) × (D)mm	29 × 29 × 29	29 × 29 × 29	29 × 29 × 29
Features	USB3 Vision, USB 3.2 Gen 1x1(5Gbps), Global shutter, External trigger, ROI, Defective pixel correction	USB3 Vision, USB 3.2 Gen 2x1(10Gbps), Global shutter, External trigger, ROI, Defective pixel correction	USB3 Vision, USB 3.2 Gen 1x1(5Gbps) / 2x1(10Gbps) Clairvu ISP, AE/AWB Rolling shutter

SWIR

20M



	5.2M SWIR	20M	20M
Interface	USB 10Gbps	USB 5Gbps	USB 10Gbps
Model name (B/W) (Color)	VCC-5U101SW	VCC-20U051M VCC-20U051R	VCC-20U101M VCC-20U101R
Sensor	IMX992	AR2020	AR2020
Sensor size	1/1.4 type CMOS	1/1.8 type CMOS	1/1.8 type CMOS
Unit cell size(μm)	3.45 μm × 3.45 μm	1.4 μm × 1.4 μm	1.4 μm × 1.4 μm
Effective pixels(H) × (V)	2560 × 2048	5120 × 3840	5120 × 3840
Resolution	5.2M	20M	20M
Frame rate	131fps (8bit)	24fps	60fps
Shutter	TBD	TBD	TBD
Lens mount	C Mount	C Mount	C Mount
Dimensions (W) × (H) × (D)mm	65 × 65 × 65	29 × 29 × 29	29 × 29 × 29
Features	USB3 Vision, USB 3.2 Gen 2x1(10Gbps) High speed, Global shutter, External trigger, ROI, Binning, Defective pixel correction	USB3 Vision, USB 3.2 Gen 1x1(5Gbps) Rolling shutter, External trigger, ROI, Defective pixel correction, Bus powered	USB3 Vision, USB 3.2 Gen 2x1(10Gbps) Rolling shutter, External trigger, ROI, Defective pixel correction

ToF / AI Smart Camera



Interface	2M		4K	
	USB3.0		USB3.0	
Model name (Board) (Enclosure)	Without I/F board	With I/F board	Without I/F board	With I/F board
		SCM-2M1 SCC-2M1	SCM-2M1GE SCC-2M1GE	SCM-8M1 SCC-8M1
Sensor	AR0234CS		Pregius IMX715	
Sensor size	1/2.6 type CMOS		1/2.8 type CMOS	
Unit cell size (μm)	3.0 μm × 3.0 μm		1.45 μm × 1.45 μm	
Effective pixels (H) × (V)	1920 × 1200		3860 × 2190	
Frame rate	30fps		30fps	
Lens mount	M12 mount		M12 mount	
Power supply	DC12V / PoE (With adding I/F board)		DC12V / PoE (With adding I/F board)	
Dimensions (W) × (H) × (D)mm	65 × 48 × 58.5	65 × 48 × 82.1	65 × 48 × 58.5	65 × 48 × 82.1
Features	ISP installed (AWB, AE), AI processor (i.MX 8M Plus) installed, FOV: 51° (H) × 38° (V), Installed OS: Base system: Yocto, Linux Kernel: 6.6.52-2.2.0, U-Boot: 5.4.70 ※Complies to HDMI/1000BASE-T Ethernet by adding optional I/F board.		ISP installed (AWB, AE), AI processor (i.MX 8M Plus) installed, Installed OS: Base system: Yocto, Linux Kernel: 6.6.52-2.2.0, U-Boot: 5.4.70 ※Complies to HDMI/1000BASE-T Ethernet by adding optional I/F board.	

※Linux® is the registered trademark of Linux Torvalds in the U.S. and other countries.
 ※Yocto Project® is a trademark of The Linux Foundation.
 ※i.MX 8M Plus is a registered trademark of NXP Semiconductors N.V.

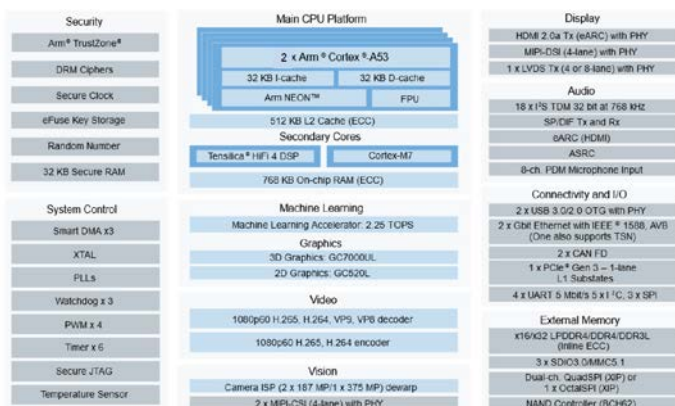
Features of SCM Series Smart Camera

The SCM series is a miniature smart camera kit featuring a variety of image & ToF sensors. At the heart of the system is NXP Semiconductor's i.MX 8M Plus, which features up to 4 cores of 1.8GHz Arm® Cortex® A53 core, 2.25TOPS machine learning accelerator for edge AI, and an embedded ISP which is capable of processing up to 13Mpix. Images.

This product's powerful computation resource and small footprint makes it suitable for such applications as payload-conscious drones, robotics/logistics, and security.

The initial product line-up will come in variety of sensors including 2M global shutter sensor, 4K rolling shutter sensor, VGA ToF sensor, and an RGB+depth product combining ToF sensor and 2M global shutter sensor. The base configuration supports USB3.0 I/F, and with an optional I/F board, the camera supports HDMI and GigE I/Fs as well.

This smart camera platform can cope with virtually any sensor equipped with MIPI I/F and with a resolution of up to 13Mpix., and we are ready to cater to your specific request for the choice of sensor and optics. Please contact CIS Sales for details.



← Applications for processor "i.MX 8M Plus"

- System host
- ISP processing
- User application processing (Including AI)
- Distance calculation (SCM1-ToF1)

※i.MX 8M Plus is a registered trademark of NXP Semiconductors N.V.

ToF / AI Smart Camera

VGA (ToF)

ToF+RGB



Interface	VGA		VGA	2M	
	USB3.0		USB3.0/1000BASE-T/HDMI	USB3.0	
Model name	Without I/F board	With I/F board	-	Without I/F board	With I/F board
		SCM-ToF1	SCM-ToF1GE	SCM-ToF2	SCM-RGBD1
Sensor	IMX570		AF0130	AR0234CS · IMX570(ToF)	
Sensor size	1/4.5 type CMOS		1/3.2 type CMOS	1/2.6 type CMOS · 1/4.5	
Unit cell size (μm)	5.0 μm × 5.0 μm		3.5 μm × 3.5 μm	3.0 μm × 3.0 μm · 5.0 μm × 5.0 μm	
Effective pixels (H) × (V)	640 × 480		640 × 480	1920 × 1202 · 640 × 480	
Frame rate	15fps		15fps	RGB 30fps · ToF 15fps	
Lens mount	M12 mount (ToF lens mounted)		M12 mount (ToF lens mounted)	M12 mount	
Power supply	DC12V		DC12V	DC12V / PoE (With I/Fboard)	
Dimensions (W) × (H) × (D)mm	65 × 48 × 40.8	65 × 48 × 64.5	65 × 94 × 73.25	83.5 × 48 × 59.2	83.5 × 48 × 82.7
Features	LD(Laser Diode) × 2 lights mounted, AI processor (i.MX 8M Plus) installed, FOV: 63° (H) × 48° (V), Measurement range: 400~5000mm, Installed OS: Base system: Yocto, Linux Kernel: 6.6.52-2.2.0, U-Boot: 5.4.70 ※Complies to HDMI/1000BASE-T Ethernet by adding optional I/F board.		LD(Laser Diode) × 4 lights mounted, AI processor (i.MX 8M Plus) installed, FOV: 56.1° (H) × 42° (V), Measurement range: 0.2~20m (Dual Frequency mode(30MHz/35Mhz)) Installed OS: Base system: Yocto Linux Kernel: 6.6.52-2.2.0	LD(Laser Diode) × 2 lights mounted, AI processor (i.MX 8M Plus) installed, FOV: 63° (H) × 48° (V), Measurement range: 400~5000mm, Installed OS: Base system: Yocto, Linux Kernel: 6.6.52-2.2.0, U-Boot: 5.4.70 ※Complies to HDMI/1000BASE-T Ethernet by adding optional I/F board.	

※Linux® is the registered trademark of Linus Torvalds in the U.S. and other countries.

※Yocto Project® is a trademark of The Linux Foundation.

※i.MX 8M Plus is a registered trademark of NXP Semiconductors N.V.

EVS

ToF Cameras



0.1M	
USB3.0	
Without I/F board	With I/F board
SCM-EVS1	SCM-EVS1GE
SCC-EVS1	SCC-EVS1GE
GenX320	
1/5 type CMOS	
6.3 μm × 6.3 μm	
320 × 320	
-	
M12 mount	
DC12V / PoE (With I/F board)	
65 × 48 × 40	65 × 48 × 64.5
AI processor (i.MX 8M Plus) installed, Installed OS: Base system: Yocto, Linux Kernel: 6.6.52-2.2.0, U-Boot: 5.4.70	

Interface	ToF (VGA)	ToF (VGA)
	MIPI CSI-2 × 2lanes	MIPI CSI-2 × 2lanes
Model name	DCC-VTofF3 (Laser diode × 1 light mounted model)	DCC-VTofF4 (Laser diode × 4 lights mounted model)
Sensor	IMX570 (ToF)	IMX570 (ToF)
Sensor size	1/4.5 type CMOS	1/4.5 type CMOS
Unit cell size (μm)	5 μm × 5 μm	5 μm × 5 μm
Effective pixels (H) × (V)	640 × 480	640 × 480
Frame rate	30fps	15fps
Lens mount	M12 mount	M12 mount
Dimensions (W) × (H) × (D)mm	36 × 18 × 16	70 × 50 × 30
Features	LD(Laser Diode) wavelength 940nm × 1 light mounted, FOV 79° (H) × 61° (V), Measurement range: 0.4~1.5m ※4 power supplies (DC12V, 1.8V, 2.7V, and 3.3V) are required. ※External host (Jetson Nano) is required for camera control.	LD(Laser Diode) wavelength 940nm × 4 lights mounted, FOV 90° (H) × 69° (V), Measurement range: 0.4~5m, Power requirement: DC12V ※External host (Jetson Nano) is required for camera control.

FULL HD



	Compact size 1080p 60fps	Ultra-high sensitivity Full HD 0.0005lux
Interface	3G-SDI / HD-SDI	3G-SDI / HD-SDI
Model name (Color)	VCC-HD5 (Chassis type) DCC-HD5 (Board type)	VCC-HD1000A
Sensor	Pregius IMX265	35mm FHDXSCA
Sensor size	1/1.8 type CMOS	35mm Full size
Unit cell size(μm)	3.45 μm × 3.45 μm	19 μm × 19 μm
Effective pixels(H) × (V)	1920 × 1080	1920 × 1080
Video output	1080p, 1080i, 720p	1080p, 1080i, 720p
Signal I/F	3G-SDI, HD-SDI, BNC75Ω	3G-SDI, HD-SDI, BNC75Ω
Sync system	Internal sync / External sync	Internal sync / External sync
Shutter	1/13,600~1/23.98s	1/11,200~1s
Lens mount	C mount	EF mount
Dimensions(W) × (H) × (D)mm	Chassis type: 29 × 29 × 55 Board type: IM board 29 × 29, MB board 25.4 × 38, PD board 25.4 × 43 (TBD)	75 × 75 × 85
Features	Image with no distortion with global shutter, ISP Clairvu™, Max. 1080/60p(with 3G-SDI output) high speed processing output, Conform to Gamma curve BT.709 and BT.2100, Conform to BT.2020, Color correction, Knee selectable, NR, LTC, GenLock, GenLock offset, OSD	Rolling shutter, ISP Clairvu™, Max. 1080/60p(with 3G-SDI output) high speed processing output, Color correction, HDR, Knee selectable, NR, LTC, GenLock, OSD, Ultra-high sensitivity 0.0005lux equivalent to ISO 4,000,000

4K



	BT.2100 complied 4K UHD 60fps	Compact size 4K UHD60fps
Interface	Quad 3G-SDI / HD-SDI	12G-SDI / 6G-SDI / 3G-SDI / HD-SDI
Model name (Color)	VCC-4K2 (Chassis type) DCC-4K2 (Board type)	VCC-4K5 (Chassis type) DCC-4K5 (Board type)
Sensor	Pregius IMX305	STARVIS2 IMX678
Sensor size	1 type CMOS	1/1.8 type CMOS
Unit cell size(μm)	3.45 μm × 3.45 μm	2.0 μm × 2.0 μm
Effective pixels(H) × (V)	3840 × 2160	3840 × 2160
Video output	2160p, 1080p, 1080i	2160p, 1080p, 1080i
Signal I/F	3G-SDI × 4ch, 3G-SDI × 1ch, HD-SDI × 1ch	12G-SDI, 6G-SDI, 3G-SDI, HD-SDI × 1ch, BNC75Ω
Sync system	Internal sync/External sync	Internal sync/External sync
Shutter	1/13,600~1/23.98s	1/13,600~1/23.98s
Lens mount	M42 mount	C mount
Dimensions(W) × (H) × (D)mm	Chassis type: 65 × 65 × 110 Board type: Lens mount block 65(W) × 65(H) × 12(D), Main block 65(W) × 29(H) × 89(D)(Excluding projection)	Chassis type: 29 × 29 × 77 Board type: Sensor board 25.4 × 26.6, Main board 25.4 × 38, Driver board 25.4 × 43 (Excluding projection)
Features	Image with no distortion with global shutter, ISP Clairvu™, Max. 4K60fps high speed processing output, SQD - 2SI system complied, Conform to Gamma curve BT.2100(HLG), Conform to BT.709 and BT.2020, Color correction, Knee selectable, NR, LTC, GenLock, OSD	Rolling shutter, ISP Clairvu™, Max. 4K60fps high speed processing output, Conform to Gamma curve BT.2100(HLG), Conform to BT.709 and BT.2020, Color correction, Knee selectable, NR, LTC, GenLock, OSD, low-latency

4K



	4K Lens mount Built-in × 18 zoom lens	4K Lens mount Built-in × 18 zoom lens	4K Lens mount Built-in × 18 zoom lens
Interface	Quad 3G-SDI / HD-SDI / 3G-SDI	12G/6G/3G/HD-SDI	NDI® (Network Device Interface)
Model name (Color)	DCC-4KZM (× 18)	DCC-4K5ZM	VCC-4KNDI (with chassis) DCC-4KNDI (without chassis)
Sensor	STARVIS IMX334	STARVIS2 IMX678	STARVIS IMX334
Sensor size	1/1.8 type CMOS	1/1.8 type CMOS	1/1.8 type CMOS
Unit cell size(μm)	2.0 μm × 2.0 μm	2.0 μm × 2.0 μm	2.0 μm × 2.0 μm
Effective pixels(H) × (V)	3840 × 2160	3840 × 2160	3840 × 2160
Video output	2160p, 1080p, 1080i	2160p, 1080p, 1080i	2160p, 1080p
Signal I/F	3G-SDI × 4ch, 3G-SDI × 1ch, HD-SDI × 1ch	12G-SDI/6G-SDI/3G-SDI/ HD-SDI : Y/Pb/Pr(4:2:2 10bit)	NDI®
Sync system / Frame rate	Sync system: Internal sync / External sync	Sync system: Internal sync / External sync	Frame rate: 60fps, 59.94fps, 50fps, 30fps, 29.97fps, 25fps, 24fps, 23.98fps
Shutter	1/13,600~1/23.98s	1/13,600~1/23.98s	1/13,600~1/23.98s
Lens mount	× 18 AF zoom lens fw=6.6mm, ft=120mm	× 18 AF zoom lens	× 18 AF zoom fw=6.6mm, ft=120mm
Dimensions (W) × (H) × (D)mm	66 × 65 × 98	48.65 × 56.2 × 95.75	68.5 × 68 × 120.6 (Excluding projection)
Features	Rolling shutter, Connector: H.FL-R-SMT, ISP Clairvu™, Max. 4K60fps high speed processing output SQD - 2SI system complied, Conform to Gamma curve BT.2100(HLG), Conform to BT.709 and BT.2020, Color correction, HDR, Knee selectable, NR, LTC, GenLock, OSD	Rolling shutter, Connector: D.FL75-R-SMT, ISP Clairvu™, Conform to Gamma curve BT.2100(HLG), Conform to BT.709 and BT.2020, Color correction, HDR, Knee selectable, NR, LTC, GenLock, OSD	ISP Clairvu™, Max. 4K60fps high speed processing output, Conform to Gamma curve BT.2100 (HLG), Conform to BT.709 and BT.2020, Color correction, HDR, Knee selectable, 2D/3D NR, OSD, Stereo line input, PoE+ complied

※NDI® is a registered trademark of Vizrt Group.

8K



Accessories

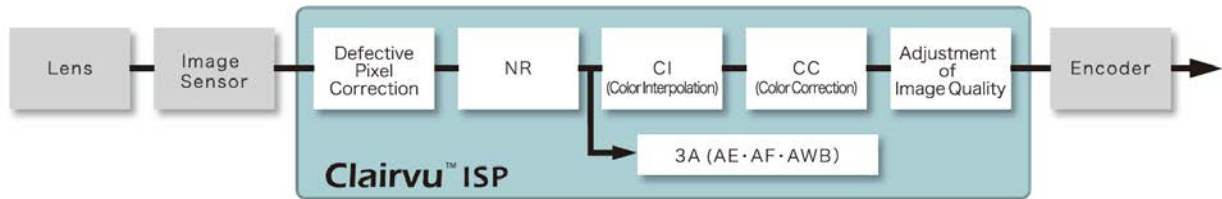


	8K UHD60fps
Interface	12G-SDI / 12G-SDI / 12G-SDI / 6G-SDI
Model name (Color)	VCC-8K1-EF (EF mount model) VCC-8K1-PL (PL mount model)
Sensor	XGS45000
Sensor size	Super 35mm CMOS
Unit cell size(μm)	3.2 μm × 3.2 μm
Effective pixels(H) × (V)	7680 × 4320
Video output	4320p, 2160p
Signal I/F	12G-SDI × 4lanes, BNC75Ω
Sync system / Frame rate	Internal sync/External sync
Shutter	1/11,200~1/23.98s
Lens mount	EF mount with electronic contacts (-EF model)/ PL mount (-PL model)
Dimensions(W) × (H) × (D)mm	EF mount model: 80 × 80 × 135mm PL mount model: 80 × 80 × 138mm
Features	Image with no distortion with global shutter, ISP Clairvu™, Max. 8K60fps high speed processing output, Conform to Gamma curve BT.2100(HLG), Conform to BT.709 and BT.2020, Color correction, Knee selectable, NR, LTC, GenLock, OSD, low-latency

	Remote Control Unit
Model name	RU-100
Features	With RU-100 connected to CIS cameras, camera settings can be done with OSD (On Screen Display). RU-100 also can be used as a converter from USB to RS-232C so that you can use it to set camera settings via PC.
Connectable cameras	VCC/DCC-HD5 VCC-HD1000A VCC/DCC-4K2 VCC/DCC-4K5 VCC/DCC-4KNDI (Needs to be converted to 2.5mm plug)

ISP Algorithm Clairvu™

Proprietary ISP (Image Signal Processor) engine for crisp, low pseudo-color, and low artifact, color image processing.



■ High Quality Image

Crisp, low pseudo-color, and low artifact color interpolation process produces high quality images equivalent to that of non-real time PC-based DPE application software.

■ CC (Color Correction)

Enables precise color reproduction by way of sophisticated color compensation technology (multiple-axis division of the color plain).

■ High Speed yet Cost Effective

Algorithm engine that processes 7680 × 4320 progressive image signals at 60fps can be implemented into a relatively small, a medium sized FPGA.

■ CI (Color Interpolation)

Color interpolation process produces color images out of signal output from Bayer array color sensor, and significantly affects its image quality. "Clairvu™" enables high resolution, low pseudo-color, and low noise at the same time.

■ AE (Auto Exposure)

According to the detected luminance conditions, diaphragm (lens iris), gain level, and shutter speed are controlled to keep the brightness of the image constant.


■ AF (Auto Focus)

Contrast detection method that defines the focus position for the maximum contrast as the full focus. Eliminating signal noises as much as possible, auto focus function is effective even for difficult scenes, such as the one under low illumination, telescopic zooming, and others.

■ AWB (Auto White Balance)

Human eyes are color flexible and sense the original colors even when the ambient light source changes. To acquire natural images, cameras need to have a similar function to human eyes, in other words, the function to correct the color depending on illuminating conditions. This is a so-called "White Balance" function. In addition to the conventional AWB to make the average color of the image by close to gray, CIS developed auto white balance algorithm to control its balance more precisely, estimating the color of the lighting source.

<Signal Processing Technologies - Examples>



Accessories / Semi-custom Lens



Camera lens mount conversion ring						
Model name	M58-F mount conversion ring	M48-F mount conversion ring (Turn-style)	M48-F mount conversion ring	M48-C mount conversion ring	M42-F mount conversion ring	M42-C mount conversion ring
Features	Conversion ring from M58 to F lens mount.	Conversion ring from M48 to F lens mount. (Turn-style)	Conversion ring from M48 to F lens mount.	Conversion ring from M48 to C lens mount.	Conversion ring from M42 to F lens mount.	Conversion ring from M42 to C lens mount.



AC adaptor	
Model name / Part number	6pins AC adaptor / DTPS-1215-06
	12pins AC adaptor / 12V-1.5A-S12-A-A
Features	In warranty only when connected to the corresponding CIS cameras and accessories. 6pins AC adaptor: RoHS2 compliant 12pins AC adaptor: RoHS2 non-compliant

Semi-custom Lens

CIS offers versatile semi-custom lenses as well as general lenses that meet customer's requirements.

◆ High Image Quality

- Fixed lens placement resulting in accurate optical axis and less aberration.
- Provision of fixed iris throttle plate according to usage conditions resulting in less image deterioration compared to standard mount lenses.

◆ Compact and Light Weight

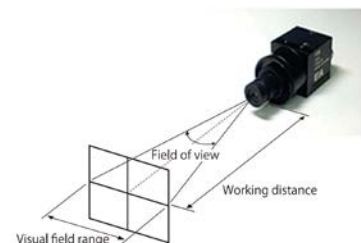
- Improves vibration and shock resistance.

◆ Lens Variation

- Resolution: EIA, VGA, SXGA, UXGA, 5M, 12M, Full HD, etc.
- Focal range: 16mm, 25mm, 35mm, 50mm, etc.

◆ Less prone to dust problems

- Lens cleansing and assembly all done in the CIS's clean room.



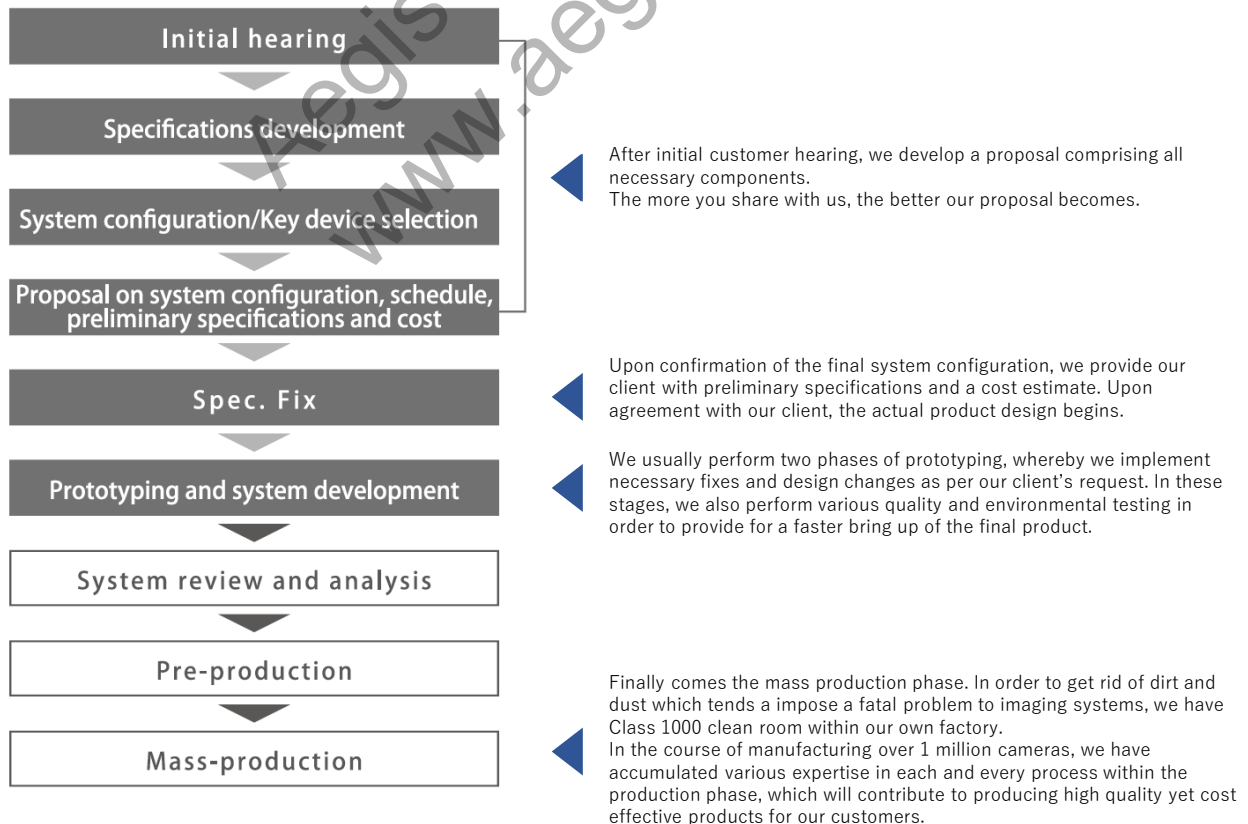
Development of Image Processing Systems

On top of cameras, CIS offers total imaging solution to meet wide variety of customers' needs as a one-stop-shop, proposing system architecture and the most appropriate interface, designing and manufacturing, development of system software, and optimizing customer's image processing application and implementation.

1. CIS has in-house professional teams of each field

Mechanical design	Optical design knowledge, Heat dissipation design, Water & dust proof housing design, Miniaturization, Micro-motion control using piezo-actuator, Cost reduction know-how
Circuit design	Evaluation and design experience for various CCD and CMOS image sensors, Analog and digital circuit design, Miniaturization & low power dissipation design, High-speed interface circuit design (in the order of GHz)
System software development	System specification development, Real time image processing, System software development using RTOS, Embedded imaging application software development, PC application software development. We have deep experiences in design and development around TI's DSP.
Algorithm development	In order to draw maximum performance from the device, we provide optimization at an algorithmic level. Custom development of image processing application, Licensing of original image processing IPs.
Quality assurance	Product design verification (Electrical performance, functionality, anti-vibration, impact, dust and heat dissipation testing, conformance with various safety regulations including RoHS.) Reliability testing including product safety.
Production engineering	Design review at pre-production stage: Review done on both product quality and ease of production for higher field. Promotion of automated production by use of software.
Production	Fully controlled production environment.

2. From Proposal to Mass Production

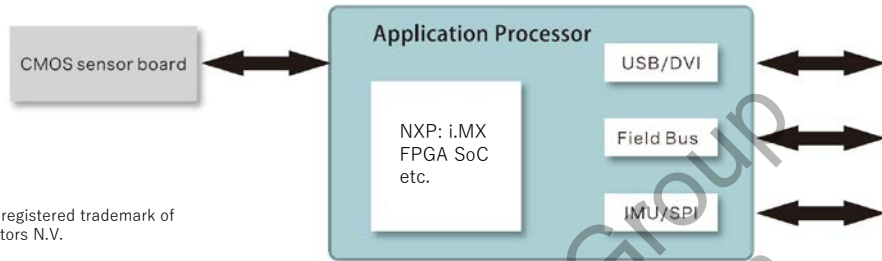


Development of Image Processing Systems (Case example)

Here are some actual examples CIS developed.

◆ Customized Smart Camera (Deep learning edge device)

A smart camera with CMOS sensor board which can be used as deep learning edge device. Smooth migration from common deep learning framework can be done. Compatible with IMU and Field Bus Interface.



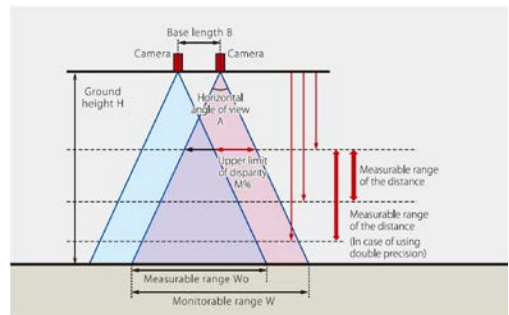
◆ Defog

The objects can be captured clearly under bad conditions such as fog and rain with CIS's proprietary image processing system.



◆ Stereo Camera Measurement

When captured the object by several cameras, the position of the object can be measured by using the disparity of the object captured by each camera.



Also, we have developed **Intelligent surveillance camera system** which image processing system unit is integrated with the camera and resulting in significant downsizing and cost efficiency, **High-speed real time image processing system** which supports hundreds to thousands fps by hardware (FPGA), **Multiple camera 3D image processing equipment** which generates accurate 3D data from two sets of stereo camera inputs, etc.

We will strive to develop higher performance systems using deep learning, GPGPU, or Edge Processor for deep learning.



CIS

Aegis Electronic Group
www.aegiselect.com

CIS Corporation

■HQ・Factory

539-5, Higashi Asakawa-machi, Hachioji-shi, Tokyo,
193-0834, JAPAN
TEL +81-42-664-5535 (Main number)
+81-42-664-5568 (Sales Div.)

■Higashi Nakano OFFICE (Solution Development Center)

2F 3F, 5-5-5, Tokumasu Bldg., Higashi Nakano,
Nakano-ku, Tokyo, 164-0003, JAPAN

E-mail: cisinfo@ciscorp.co.jp

URL: <https://www.ciscorp.co.jp/en/index>

- Please visit our web site, https://www.ciscorp.co.jp/index_en.php for the details.
- Information on this catalogue is subject to change without prior notice.
- All other brand and product names appearing in this document are registered trademarks or trademarks of their respective holders.