

VZ-400G-M/C 302H

Industrial Digital Cameras with GigE Interface



VZ-400G-M/C 302H, the new industrial GigE vision camera with improved built-in ISP algorithms provides multiple acquisition controls. Thanks to the extremely compact design (29mmx29mmx40.3mm), robust metal housings and locking screw connectors, the VZ-400G-M/C302H camera can secure the reliability of cameras deployed in harsh environments.

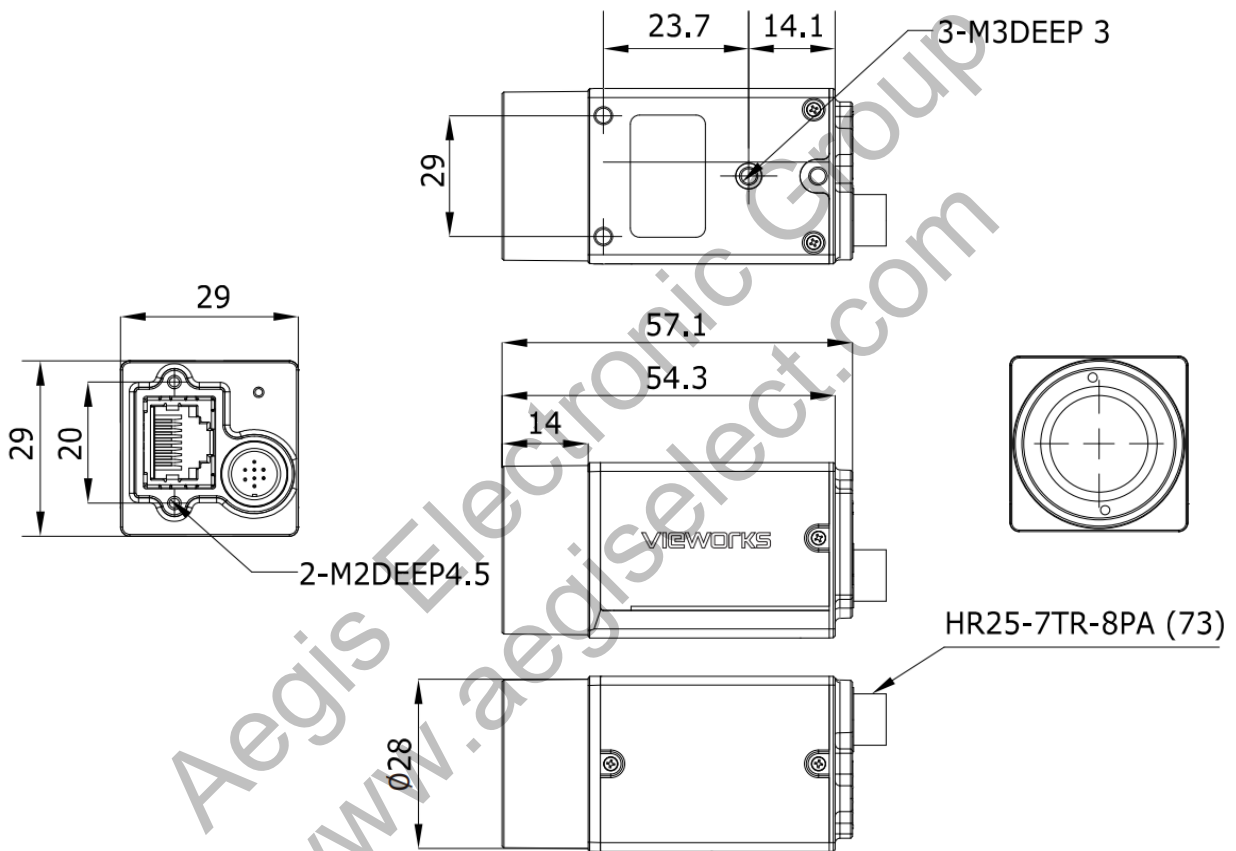
VZ-400G-M/C 302H has opto-isolated I/Os, and the GPIOs give the camera maximum flexibility to adapt to specific needs. The VZ-400G-M/C 302H camera is ideal for machine vision applications such as industrial inspection, medical, scientific research, education, security and so on.

VZ-400G-M/C 302H

Industrial Digital Camera with GigE Interface

Mechanical Dimensions

Unit: mm



VZ-400G-M/C 302H

Industrial Digital Camera with GigE Interface

Main Features

- Power over Ethernet (IEEE802.3af compliant)
- Programmable ROI, increased frame rate with partial scan
- Programmable LUTs and storable user sets
- 4 acquisition controls: Single frame, Continuous, Software trigger, External trigger
- Adjustable Gamma and Sharpness for optimizing the brightness and sharpness of images
- Support Remove Parameter Limit to expand the range of exposure, gain, white balance, etc.
- Two exposure time modes: Standard / Minimal

Applications

- Industrial Inspection
- Medical Research
- Scientific Research
- Education
- Security

Specifications

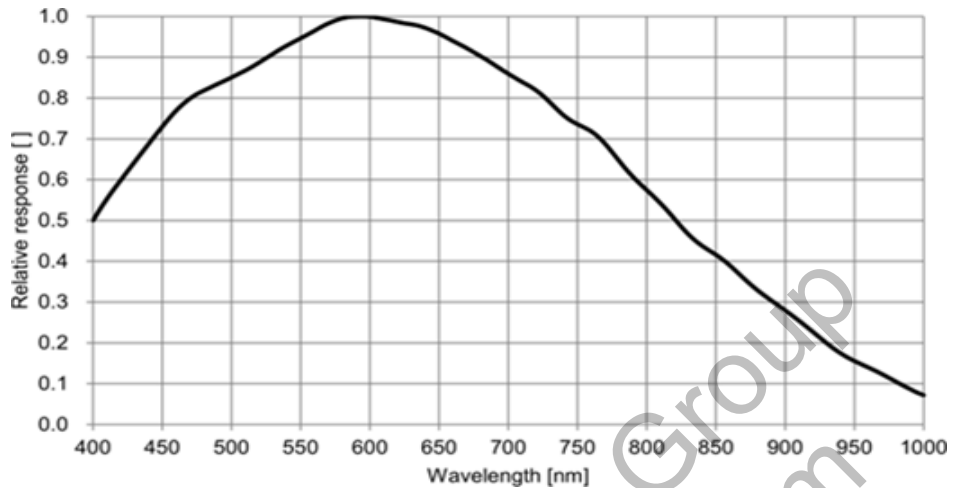
Model	VZ-400G-M/C 302H00	
Resolution (H x V)	720 x 540	
Sensor	1/2.9" Sony IMX287 Global Shutter CMOS	
Pixel Size	6.9 μm x 6.9 μm	
Data Interface	Fast Ethernet (100 Mbit/s) or Gigabit Ethernet (1000 Mbit/s)	
Frame Rate	302.3 fps @ 720 x 540	
ADC Bit Depth	12 bit	
Pixel Bit Depth	8 bit, 12 bit	
Exposure Time	Ultrashort: 1 μs ~ 100 μs , Actual Steps: 1 μs Standard: 20 μs ~ 1s, Actual Steps: 1 row period	
Gain	0dB ~ 24dB, Default: 0dB, Steps: 0.1dB	
Mono / Color	Color	Mono
Pixel Formats	Bayer RG8, Bayer RG12	Mono8, Mono12
Single Noise Ratio	42.99dB	43.03dB
Synchronization	Hardware trigger, Software trigger	
I/O	1 input and 1 output with opto-isolated, 2 programmable GPIOs	
Temperature	Operating: 0°C ~ 45°C, Storage: -20°C ~ 70°C	
Operating Humidity	10% ~ 80%	
Power Requirements	12VDC-10% ~ 24VDC+10% supplied via the camera's Hirose connector Supports PoE (Power over Ethernet, IEEE802.3af compliant)	
Power Consumption	< 3 W @ 24 VDC, < 3.75 W @ PoE	
Lens Mount	C	
Dimensions and Weight	29mm x 29mm x 40.3mm, 85g	
Programmable Control	Image size, Gain, Exposure time, Trigger polarity, Flash polarity	
Conformity	CE, RoHS, FCC, GigE Vision, GenICam, KC	

VZ-400G-M/C 302H

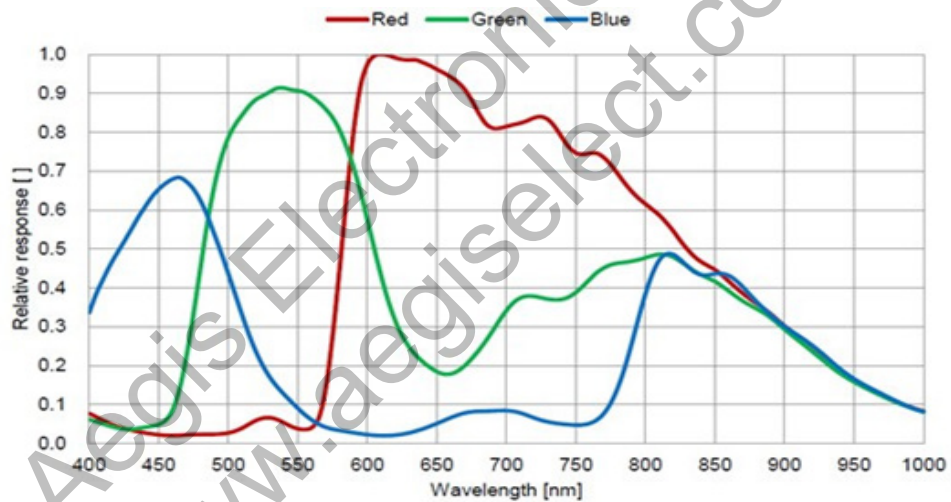
Industrial Digital Camera with GigE Interface

Spectral Response

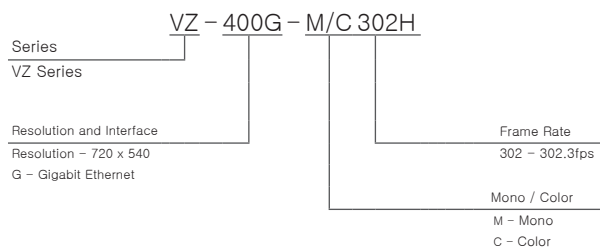
- VZ-400G-M302H00 (Mono)



- VZ-400G-C302H00 (Color)



Ordering Scheme



Connector Specification

Power/Control



- | | |
|-------------|---|
| 1: Line0+ | Opto-isolated input+ |
| 2: Ground | GND & GPIO GND |
| 3: Line0- | Opto-isolated input- |
| 4: POWER_IN | Camera external power (+12 VDC ~ +24 VDC) |
| 5: Line2 | GPO input/output |
| 6: Line3 | GPO input/output |
| 7: Line1- | Opto-isolated input- |
| 8: Line1+ | Opto-isolated input+ |

Connectors on camera body