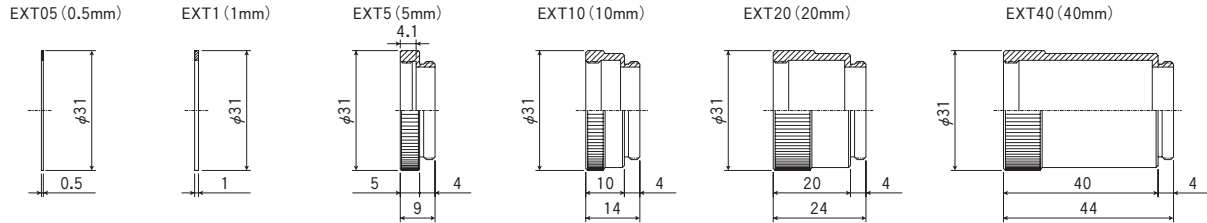


## Extension Tube Set (Macro Ring)

Extension Tube Set (Macro Ring) is inserted in between the lens and camera to shift the focus point further than the mechanical limit for close-up focus.

### EX-C6 (C90100)



### Specifications

Model No.	EXT-0.5	EXT-1	EXT-5	EXT-10	EXT-20	EXT-40
Length (mm)	0.5	1	5	10	20	40
Max. Diameter	31mm					

### Note

Extension Tube is not suitable for zoom lens. Please refer to Page 37 for the principles.

## Close-Up Lens

Close-Up Lens is effective to come closer to an object than the minimum object distance of a lens.

### Specifications

Model No.	1	2	3
Close-Up No.	No. 1	No. 2	No. 3
Dioptre	+1	+2	+3
Focusing Range (Inf.)	1000mm	500mm	333mm

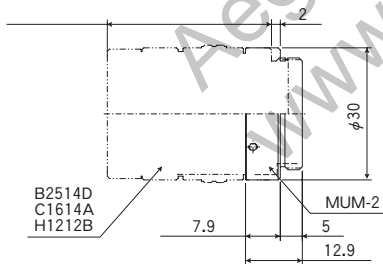
### Note

Regardless of the focal length of a lens as long as focus is set to infinity, focus is obtained at a point equal to the distance from the tip of the lens to the focal length of the close-up lens.

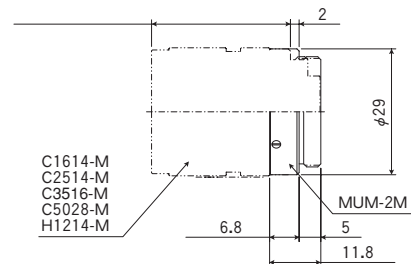
## Macro Focus Mount

Macro Focus Mounts extend the flange back length by 2mm by replacing the original C-mount of lens.

### MUM-2 (C80038)



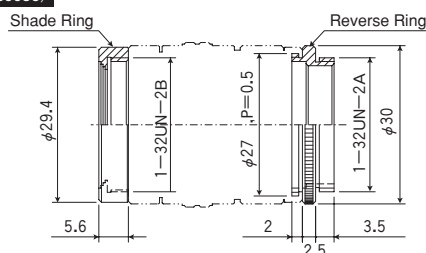
### MUM-2M (C80057)



## Reverse Ring

When the magnification is more than 1:1 ( the image sensor is bigger than the object), attaching the lens reversely improves image quality. Reverse Ring is used to assist when attaching the lens reversely.

### RR-27 (C80036)



### RR-40.5 (C80037)

