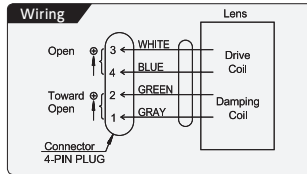
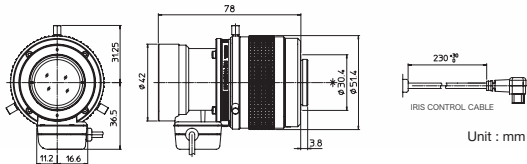


For ITS

HF35SR4A-SA1L

Applicable to
2/3



Applicable camera (model) 1 2/3 1/2 1/3 1/4

| | | | |
|---------------------------------------|-------------|-------------------|-----------------|
| Focal Length (mm) | 35 | | |
| Iris Range | F2.0 - T360 | | |
| Operation | Focus | Manual | |
| | Iris | Auto(DC Type)*1 | |
| Angle of View (H × V) | 2/3" | 14' 20" × 10' 46" | |
| | 1/2" | 10' 27" × 7' 51" | |
| | 1/3" | 7' 51" × 5' 53" | |
| Angle of View (H × V) | 2/3" | 15' 36" × 8' 48" | |
| | 1/2" | 11' 22" × 6' 25" | |
| Aspect Ratio | 16:9 | 1/1" | 8' 33" × 4' 49" |
| Focus Range (From the Lens Front) (m) | ∞ - 0.75 | | |
| Mass (g) | 270 | | |

*1: The iris automatically closes when the camera is turned off.
* Each of the above products is also available in manual type.

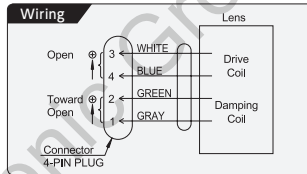
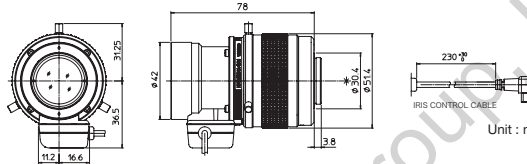
Day Night

5MP

Fixed Focal TELE DC C-mt METAL ND Long Cable RoHS Compliant

HF50SR4A-SA1L

Applicable to
2/3



Applicable camera (model) 1 2/3 1/2 1/3 1/4

| | | | |
|---------------------------------------|-------------|------------------|-----------------|
| Focal Length (mm) | 50 | | |
| Iris Range | F2.8 - T360 | | |
| Operation | Focus | Manual | |
| | Iris | Auto(DC Type)*1 | |
| Angle of View (H × V) | 2/3" | 10' 03" × 7' 33" | |
| | 1/2" | 7' 19" × 5' 30" | |
| | 1/3" | 5' 30" × 4' 07" | |
| Angle of View (H × V) | 2/3" | 10' 57" × 6' 10" | |
| | 1/2" | 7' 58" × 4' 29" | |
| Aspect Ratio | 16:9 | 1/1" | 5' 59" × 3' 22" |
| Focus Range (From the Lens Front) (m) | ∞ - 1.0 | | |
| Mass (g) | 260 | | |

*1: The iris automatically closes when the camera is turned off.
* Each of the above products is also available in manual type.

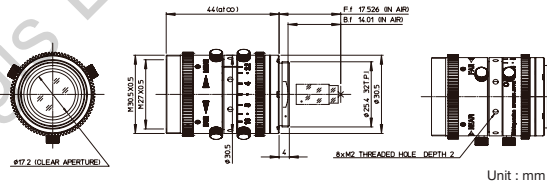
Day Night

5MP

Fixed Focal TELE DC C-mt METAL ND Long Cable RoHS Compliant

For 3CCD

TF4XA-1



Applicable camera (model) 1 2/3 1/2 1/3 1/4

| | | |
|---------------------------------------|-------------------|--------|
| Focal Length (mm) | 4 | |
| Iris Range | F2.2 | |
| Operation | Focus | Manual |
| | Iris | Manual |
| Angle of View (H × V) | 71' 28" × 41' 31" | |
| Focus Range (From the Lens Front) (m) | ∞ - 0.1 | |
| Mass (g) | 100 | |

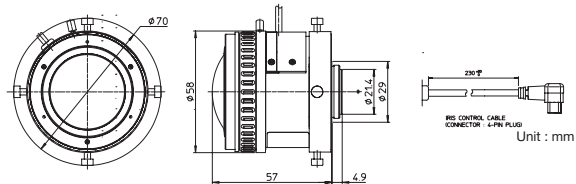
5MP

Fixed Focal For 3CCD Camera MANUAL C-mt METAL RoHS

Panomorph Lens

DF360SR4A

ImmerVision Enables! RPL A1UST



Applicable camera (model) 1 2/3 1/2.5 1/3 1/4

| | | |
|---------------------------------------|--------------|---------------------------|
| Focal Length (mm) | 1.3 | |
| Iris Range | F2.0 - Close | |
| Operation | Focus | Fixed |
| | Iris | Auto(DC Type) |
| Angle of View (H × V) | 1/2.5" | 182' × 182' (5.33x3.93mm) |
| Focus Range (From the Lens Front) (m) | ∞ - 0.3 | |
| Mass (g) | 265 | |

5MP

Fixed Focal Panomorph DC Auto Iris CS Mount Metal Mount Large Aperture Ratio RoHS Compliant