

# RESOLV4K

## LENS SERIES

Superior Performance Zoom Lenses



Electronic Group, Inc.

**NAVITAR**  
RESOLV4K

**NAVITAR**

Navitar's newest lens series offers you  
**MORE:**

FIELD OF VIEW

ZOOM

RESOLUTION

MAGNIFICATIONS

WAVELENGTHS

ILLUMINATION

**THROUGHPUT**

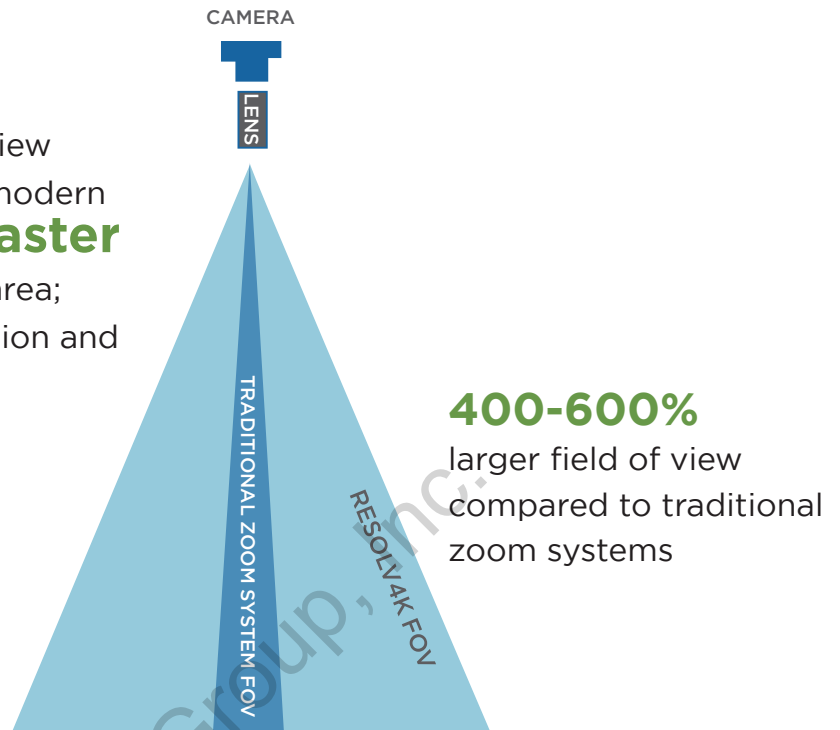


As the industry leader in high quality, high precision zoom lenses, Navitar would like to introduce the next generation of zoom lens technology. The Resolv4K Lens Series was designed from first order principles to maximize the usage of modern sensors with higher pixel densities. Numerous adapter options allow users to employ a range of sensors from 1/2" through APS formats and beyond. On the front end of the zoom, intricately designed lens attachments give users the best of both worlds; the low mag end of zoom gives wide fields of view with no sacrifice in MTF or loss of illumination, while the high mag end delivers microscope objective like resolution at extremely long working distances.

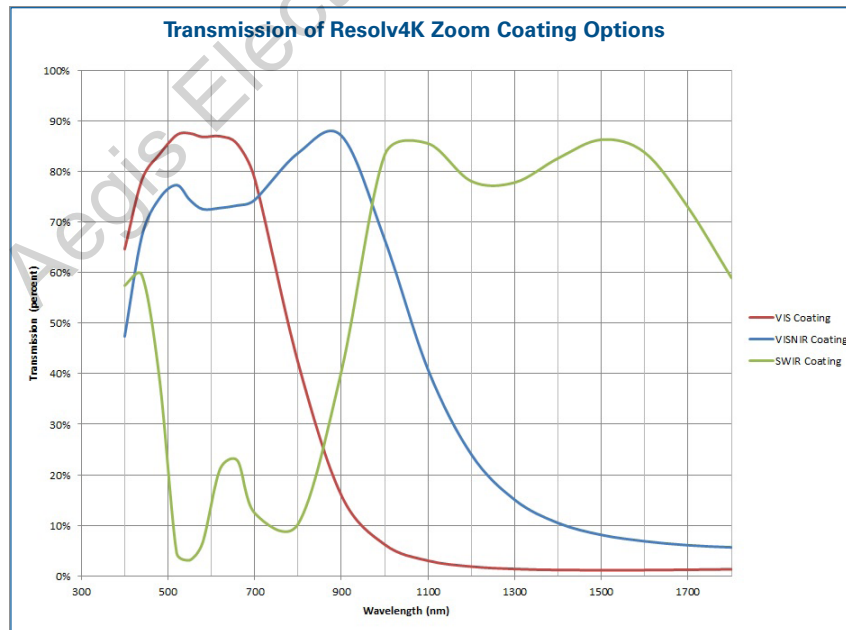
In addition, the Resolv4K lens has been designed not only for superior visible wavelength axial color correction, but dramatically increased wavelength focusing ability with Visible through Near Infrared (Vis-NIR) and SWIR options. An all new LED based coaxial light module pairs with the system to ensure evenness of illumination, even in large FOV configurations.

## More Throughput

Combining Resolv4K's large field of view and exceptional lens resolution with modern high pixel density sensors results in **faster image capture** of a greater area; making it ideal for high speed inspection and precision measurement applications.




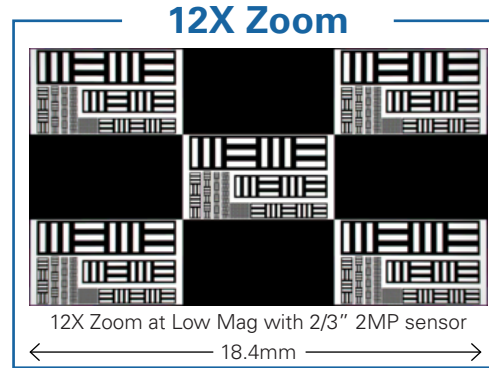
## More Wavelengths



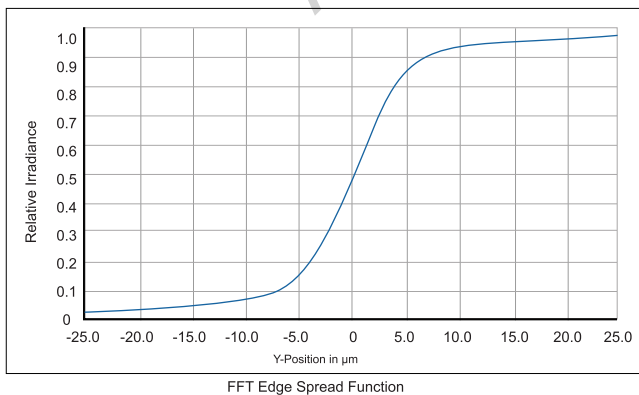
The Resolv4K Zoom lens comes in visible, Vis-NIR and SWIR coating options. The visible options produce superior axial color correction to existing zoom lenses. The Vis-NIR option allows precision surface inspection in the deep blue, while performing sub-surface inspection at 1100nm without refocusing or loss of transmission. Using the SWIR goes even further beneath the surface to see damage and defects, in food and silicon wafer inspection among other applications.

## More Field of View

Navitar's Resolv4K Series offers so much more resolving power, that a 400-600% larger field of view is possible when compared to traditional zoom imaging, without any loss of detail. No need to stitch together multiple images from multiple captures.

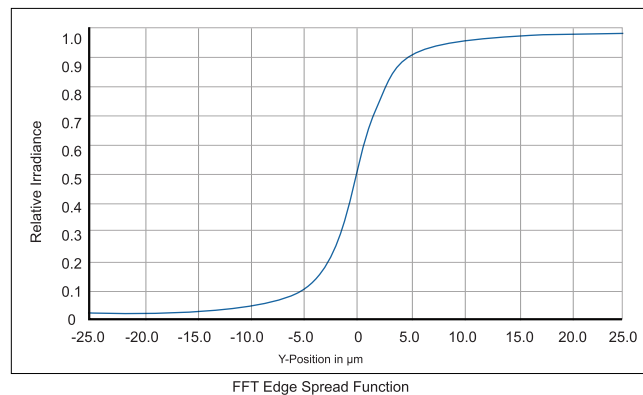


### 12X Zoom



13.6 $\mu\text{m}$  wide transition from full off to full on.

### Navitar Resolv4K Zoom



9.6 $\mu\text{m}$  wide transition from full off to full on, a 30% improvement even at a significantly larger FOV and a longer working distance.


Edge spread functions indicate the lens performance of a system by showing how quickly a black to white edge transition is detected by a lens. A 10% to 90% grey level value at the sensor is shown here as indicating a full off to full on.

## More Resolution

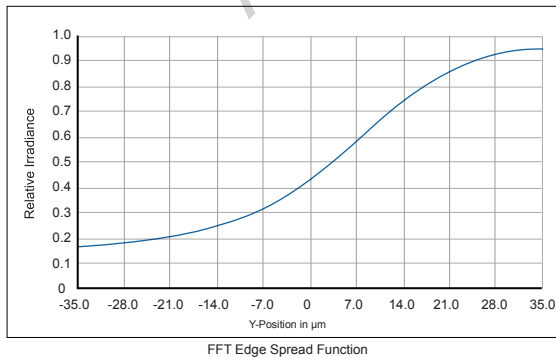
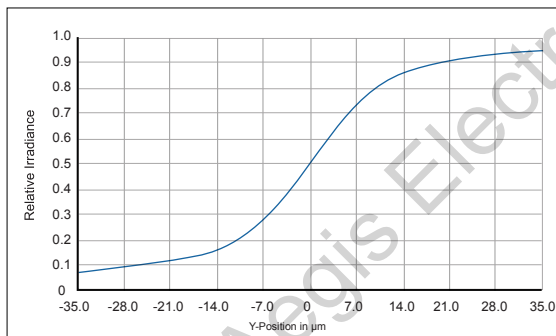
Resolv4K's higher NA, along with its superior aberration correction, gives more precise measurement capabilities than ever. Even comparing a 4.5X zoom point to a 7X mag system, the exceptional quality of the Resolv4K design delivers superior performance, as shown in the black to white transitions in the edge

spread functions below. System performance holds up all the way to the corner of the sensor, so multiple regions of interest can be set regardless of their location in your FOV. Your edge detection software will notice the difference.

### 12X Zoom



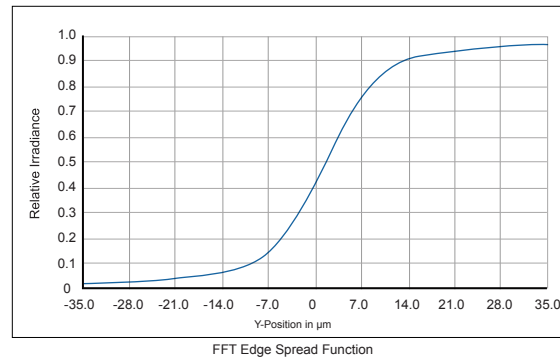
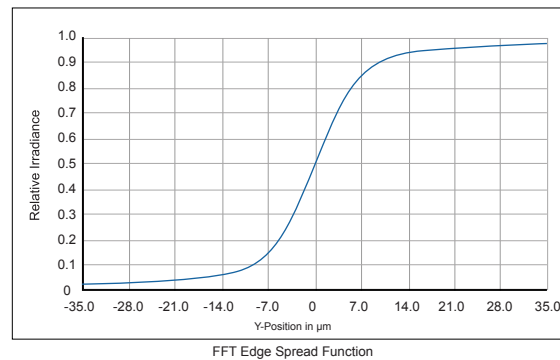
12X Zoom @ 7X High Mag  
2MP Sensor – 0.79 $\mu\text{m}$  / pixel  
1.55mm FOV – 1.28mm<sup>2</sup> Area



### Navitar Resolv4K Zoom



Resolv4K Zoom @ 4.5X High Mag  
8.9MP Sensor – 0.76 $\mu\text{m}$  / pixel  
3.56mm FOV – 5.20mm<sup>2</sup> Area (3.25X more)



Top Pictures: Zoomed in inset of resolution lines, 0.5 $\mu\text{m}$ , 1 $\mu\text{m}$ , 2 $\mu\text{m}$ , 3 $\mu\text{m}$ , 4 $\mu\text{m}$ , 6 $\mu\text{m}$ , 9 $\mu\text{m}$  patterns  
Middle Graphs: Edge spread function, on axis  
Bottom Graphs: Edge spread function, corner of the sensor

## Resolv4K Zoom Field of View Matrix (in mm)

Lens Attachment	Rear Adapter Mag		0.6875X	1X	1.375X	2X	Resolve Limit (µm)	Depth of Field (mm)
	Ideal Camera Format		2/3"	1"	4/3"	32mm (APS)		
	Pixel Resolution (µm)		2.24 - 5.47	3.26 - 7.95	4.48 - 10.93	6.51 - 15.90		
	W.D. (mm)	Format	Low-High	Low-High	Low-High	Low-High		
0.25X 0.008 - 0.024 NA 1-81201	340*	Mag.	0.10X - 0.77X	0.16X - 1.13X	0.22X - 1.55X	0.32X - 2.25X	40.85 - 14.13	7.41 - 0.89
		1/2" Sensor	72.73 - 10.34	50.00 - 7.11	36.36 - 5.17	25.00 - 3.56		
		2/3" Sensor	100.00 - 14.22	68.75 - 9.78	50.00 - 7.11	34.38 - 5.17		
		1" Sensor	-	100.00 - 14.22	72.73 - 10.34	50.00 - 7.11		
		4/3" Sensor	-	-	100.00 - 14.22	68.75 - 9.78		
		32mm	-	-	-	100.00 - 14.22		
0.5X 0.016 - 0.048 NA 1-81202	173	Mag.	0.22X - 1.55X	0.32X - 2.25X	0.44X - 3.09X	0.64X - 4.50X	20.43 - 7.06	1.85 - 0.22
		1/2" Sensor	36.36 - 5.17	25.00 - 3.56	18.18 - 2.59	12.50 - 1.78		
		2/3" Sensor	50.00 - 7.11	34.38 - 4.89	25.00 - 3.56	17.19 - 2.44		
		1" Sensor	-	50.00 - 7.11	36.36 - 5.17	25.00 - 3.56		
		4/3" Sensor	-	-	50.00 - 7.11	34.38 - 4.89		
		32mm	-	-	-	50.00 - 7.11		
0.75X 0.025 - 0.071 NA 1-81203	110*	Mag.	0.33X - 2.32X	0.48X - 3.38X	0.66X - 4.64X	0.96X - 6.75X	13.62 - 4.71	0.82 - 0.10
		1/2" Sensor	24.24 - 3.45	16.67 - 2.37	12.12 - 1.72	8.33 - 1.19		
		2/3" Sensor	33.33 - 4.74	22.92 - 3.26	16.67 - 2.37	11.46 - 1.63		
		1" Sensor	-	33.33 - 4.74	24.24 - 3.45	16.67 - 2.37		
		4/3" Sensor	-	-	33.33 - 4.74	22.94 - 3.26		
		32mm	-	-	-	33.33 - 4.74		
1.0X 0.033 - 0.095 NA 1-81204	90	Mag.	0.44X - 3.09X	0.64X - 4.50X	0.88X - 6.19X	1.28X - 9.00X	10.21 - 3.53	0.46 - 0.055
		1/2" Sensor	18.18 - 2.59	12.50 - 1.78	9.09 - 1.29	6.25 - 0.89		
		2/3" Sensor	25.00 - 3.56	17.19 - 2.44	12.50 - 1.78	8.59 - 1.22		
		1" Sensor	-	25.00 - 3.56	18.18 - 2.59	12.50 - 1.78		
		4/3" Sensor	-	-	25.00 - 3.56	17.19 - 2.44		
		32mm	-	-	-	25.00 - 3.56		
1.25X 0.041 - 0.119 NA 1-81205	72	Mag.	0.55X - 3.87X	0.80X - 5.63X	1.10X - 7.73X	1.60X - 11.25X	8.17 - 2.83	0.30 - 0.035
		1/2" Sensor	14.55 - 2.07	10.00 - 1.42	7.27 - 1.03	5.00 - 0.71		
		2/3" Sensor	20.00 - 2.84	13.75 - 1.96	10.00 - 1.42	6.88 - 0.98		
		1" Sensor	-	20.00 - 2.84	14.55 - 2.07	10.00 - 1.42		
		4/3" Sensor	-	-	20.00 - 2.84	13.75 - 1.96		
		32mm	-	-	-	20.00 - 2.84		
1.5X 0.049 - 0.142 NA 1-81206	45*	Mag.	0.66X - 4.64X	0.96X - 6.75X	1.32X - 9.28X	1.92X - 13.50X	6.81 - 2.35	0.206 - 0.025
		1/2" Sensor	12.12 - 1.72	8.33 - 1.19	6.06 - 0.86	4.17 - 0.59		
		2/3" Sensor	16.67 - 2.37	11.46 - 1.63	8.33 - 1.19	5.73 - 0.81		
		1" Sensor	-	16.67 - 2.37	12.12 - 1.72	8.33 - 1.19		
		4/3" Sensor	-	-	16.67 - 2.37	11.46 - 1.63		
		32mm	-	-	-	16.67 - 2.37		
2.0X 0.066 - 0.190 NA 1-81207	30*	Mag.	0.88X - 6.19X	1.28X - 9.00X	1.76X - 12.38X	2.56X - 18.00X	5.11 - 1.77	0.116 - 0.014
		1/2" Sensor	9.09 - 1.29	6.25 - 0.89	4.55 - 0.65	3.13 - 0.44		
		2/3" Sensor	12.50 - 1.78	8.59 - 1.22	6.25 - 0.89	4.30 - 0.61		
		1" Sensor	-	12.50 - 1.78	9.09 - 1.29	6.25 - 0.89		
		4/3" Sensor	-	-	12.50 - 1.78	8.59 - 1.22		
		32mm	-	-	-	12.50 - 1.78		

\*Parameter is subject to change.

The above fields of view are measured diagonally in millimeters (Horizontal = Diagonal x 0.8 and Vertical = Diagonal x 0.6) on a 4:3 aspect ratio sensor.

**NOTE: Coax and fine focus options all maintain same FOV, resolution, and working distance, subject to adequate lighting**

# Resolv4K UltraZoom with Navitar HR Objectives

## Resolv4K UltraZoom Field of View Matrix (mm)

Navitar Objective Lens	Rear Adapter Mag		0.6875X	1X	1.375X	2X	Resolve Limit (µm)	Depth of Field (µm)
	Ideal Camera Format		2/3"	1"	4/3"	32mm (APS)		
	Pixel Resolution (µm)		2.24 - 5.47	3.26 - 7.95	4.48 - 10.93	6.51 - 15.90		
	W.D. (mm)	Format	Low-High	Low-High	Low-High	Low-High		
4X 0.066 - 0.190 NA 1-55341	20	Mag.	0.88X - 6.19X	1.28X - 9.00X	1.76X - 13.38X	2.56X - 18.00X	5.11 - 1.77	116 - 14
		1/2" Sensor	8.10 - 1.29	6.25 - 0.89	4.55 - 0.65	3.13 - 0.44		
		2/3" Sensor	8.10 - 1.78	8.10 - 1.22	6.25 - 0.89	4.30 - 0.61		
		1" Sensor	-	8.10 - 1.78	8.10 - 1.29	6.25 - 0.89		
		4/3" Sensor	-	-	8.10 - 1.78	8.10 - 1.22		
		32mm	-	-	-	8.10 - 1.78		
6X 0.099 - 0.285 NA 1-55343	25	Mag.	1.32X - 9.28X	1.92X - 13.50X	2.64X - 18.56X	3.84X - 27.00X	3.40 - 1.18	51 - 6.2
		1/2" Sensor	6.06 - 0.86	4.17 - 0.59	3.03 - 0.43	2.08 - 0.30		
		2/3" Sensor	6.25 - 1.19	5.73 - 0.81	4.17 - 0.59	2.86 - 0.41		
		1" Sensor	-	6.25 - 1.19	6.06 - 0.86	4.17 - 0.59		
		4/3" Sensor	-	-	6.25 - 1.19	5.73 - 0.81		
		32mm	-	-	-	6.25 - 1.19		
10X 0.164 - 0.400 NA 1-55227	10	Mag.	2.20X - 15.47X	3.20X - 22.50X	4.40X - 30.94X	6.40X - 45.00X	2.04 - 0.84	19 - 3.1
		1/2" Sensor	3.20 - 0.52	2.50 - 0.36	1.82 - 0.26	1.25 - 0.18		
		2/3" Sensor	3.20 - 0.71	3.20 - 0.49	2.50 - 0.36	1.72 - 0.24		
		1" Sensor	-	3.20 - 0.71	3.20 - 0.52	2.50 - 0.36		
		4/3" Sensor	-	-	3.20 - 0.71	3.20 - 0.49		
		32mm	-	-	-	3.20 - 0.71		
20X 0.329 - 0.530 NA	10	Mag.	4.40X - 30.94X	6.40X - 45.00X	8.80X - 61.88X	12.80X - 90.00X	1.02 - 0.63	4.6 - 1.8
		1/2" Sensor	1.25 - 0.26	1.25 - 0.18	0.91 - 0.13	0.63 - 0.09		
		2/3" Sensor	1.25 - 0.36	1.25 - 0.24	1.25 - 0.18	0.86 - 0.12		
		1" Sensor	-	1.25 - 0.36	1.25 - 0.26	1.25 - 0.18		
		4/3" Sensor	-	-	1.25 - 0.36	1.25 - 0.24		
		32mm	-	-	-	1.25 - 0.36		

### Available Adapters

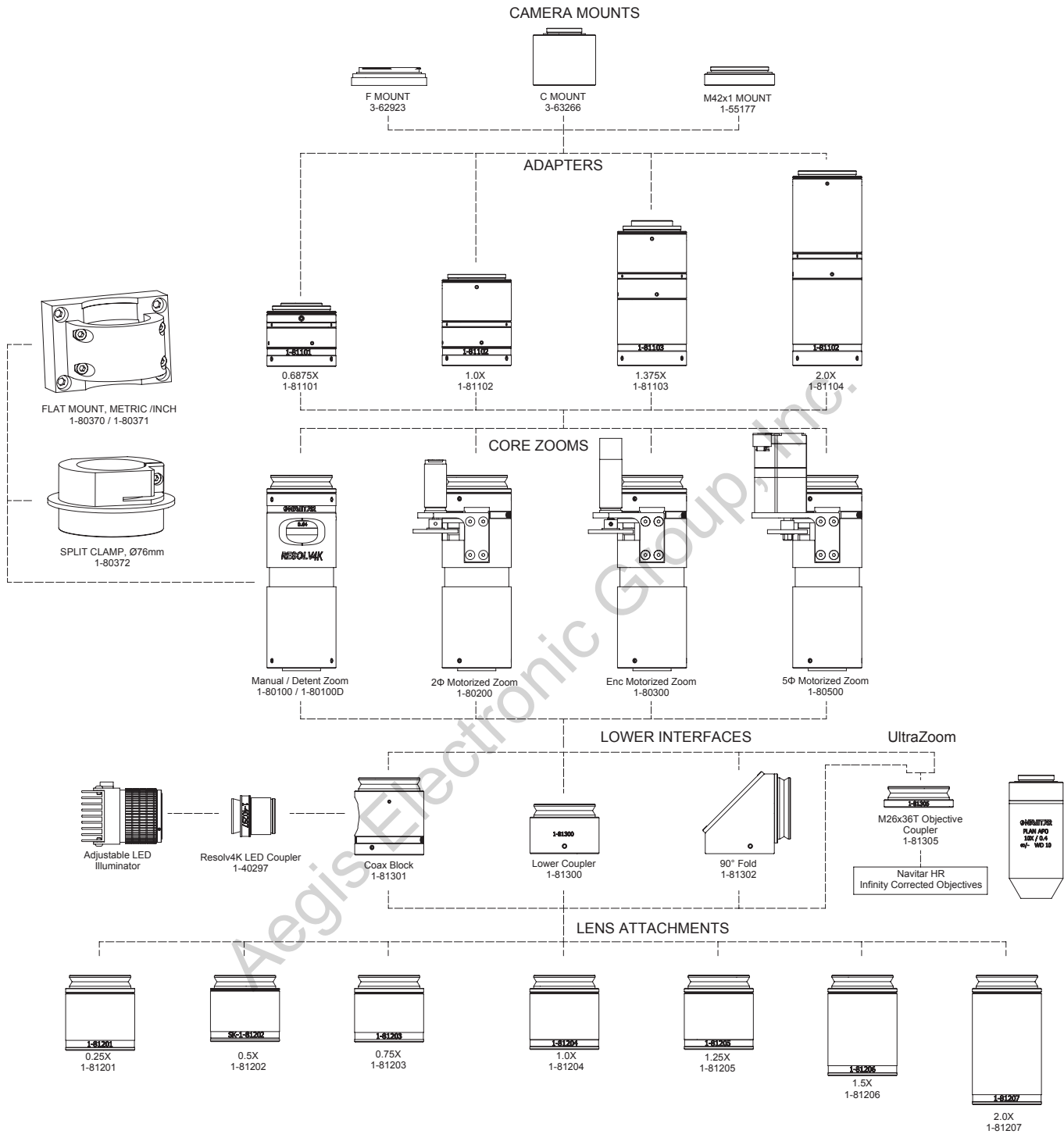
Part #	Description
1-81304	UltraZoom M25x0.75 Adapter
1-81305	UltraZoom M26x36T Adapter
1-81306	UltraZoom 0.8x36T RMS Adapter

All Navitar HR objectives use 1-81305 adapter



Navitar HR Objectives

# RESOLV4K SYSTEM DIAGRAM



Cable Length	1-80200 (2 phase motor)	1-80300 (encoded motor)	1-80500 (5 phase motor)
24"	1-40283	1-40286	1-40290
48"	1-40282	1-40285	1-40289
72"	1-40281	1-40284	1-40170

**Fine Focus Options on Lens Attachments**

- M1 Manual FF
- M2 2Φ Motorized FF
- M3 Encoded Motor FF
- M5 5Φ Motorized FF
- e.g. 1-81204M2:
- 2Φ Motorized 1X LA